



The NEW and REVOLUTIONARY


Home-Knitting Machine!

To See It, is to Want it.

Hudson's Bay Company.

INCORPORATED 2ND MAY 1670.

ART NEEDLEWORK DEPARTMENT



For further information and demonstration please contact:

Hudson's Bay Company.


INCORPORATED 2ND MAY 1670.

ART NEEDLEWORK DEPARTMENT

TRICO-FIX KNITS 80 TIMES FASTER than by Hand

The work is exactly **like best handknitting**, but done much faster, easier and more uniform.
 TRICO-FIX knits all types of Garments, stoles, Socks etc.
 TRICO-FIX Knits any kind of wool, from 1 ply to Speedwell knitting wool, and any kind of yarn or cotton.
 TRICO-FIX gives you an immense choice of patterns and designs.
 TRICO-FIX Home-knitters are made entirely out of metal and are precision-engineered to give you a lifetime of trouble free service.
 TRICO-FIX - Models have the following features:
 Numbered Needles, Automatic Adjustable Rowcounter, Rapid "ONE STROKE" action Slide with Automatic Threadguide Feeder and Stopper and "FINGER-TIP"-Indicator, controlling a wide range of small or large stitches, New and Amazingly fast Cast-on.
 TRICO-FIX - Models carry a one year unconditional guarantee.
 TRICO-FIX Purchasers are given FREE instruction, where it is possible to do so, and a beautiful illustrated and explained Patternbook for 60 lovely Patterns.
 TRICO-FIX is made in 3 Models.

Illustration shows Mod.
B or V.



Model "V", 160 Needles, including all accessories and Instruction book.
 Price delivered **\$99.50**

Model "B", 180 Needles, including all accessories and Instruction book.
 Price delivered **\$149.50**




Illustration shows Mod.
54 with Ribbing Attachment out of action.

Model 54 is the only Home-Knitter, that knits plain stockinette stitches, as well as **Ribbing** and **fancy Patent** stitches with ONE Needlebed and ONE Slide **without the use of Handtools**.

Model "54" complete with RIBBING ATTACHMENT - the NEW "ONE HAND" "ONE STROKE" SLIDE with AUTOMATIC THREADFEEDER AND STOPPER, NEEDLEOPENER AND the NEW and AMAZINGLY FAST "CAST-ON" including all accessories and instruction book.

Price delivered **\$199.50**

GENERAL FEATURES OF THE

TRICO-FIX

Home Knitting Machine

The construction and action of the TRICO-FIX resembles closely that of Commercial Knitting Machines, but where the commercial machines are expensive and can use only thin machine yarns, the TRICO-FIX is low in price and can knit all types of yarns. This makes it a valuable machine both for the Housewife and the Professional Handknitter.

The TRICO-FIX is the result of intensive research by German industry to simplify the cumbersome working method of other models of Hand Knitting Machines. This research has produced a machine, that solves the problem of producing by mechanical means handknitted goods.

The needles of the TRICO-FIX are precision engineered and of the highest quality German workmanship. The latches of the needles are opened and closed by the knitting process. As the bearings of the latches are in the needleshaft, which is only 1/25 of an inch thick itself, it is understandable, that the needles are to be handled carefully. However, this does not mean that the needles are not durable, because it has been proven under normal use and stress they will not wear out. As TRICO-FIX is a precision machine, it should be handled carefully.

Every TRICO-FIX Home Knitting Machine carries a **one** year unconditional guarantee. Free instruction lessons in the care and operation of the TRICO-FIX are given each purchaser where it is possible to do so.

Up until now the performance of the TRICO-FIX is unsurpassed. On it you can knit 80 times faster than by hand, i.e. 4000-5000 stitches per minute, with a knitting width of 181 Needles (stitches). Yet, the knitted goods not only resemble hand-knitted goods, but are hand-knitted goods of the best workmanship.

On the TRICO-FIX you can knit everything that can be knitted by hand, e.g. Dresses and Skirts, Sweaters and Cardigans, Children and Babywear, Scarves and Stoles, Socks and Stockings, Table and Cushioncovers, Curtains, etc. TRICO-FIX knitted goods resemble to the last degree hand-knitted ones, in appearance as well as the method of making them.

TRICO-FIX knits any kind of yarn from 1 ply to double handknitting wool, Angora or Home-spun wool, Boucle yarn, Nylon, Perlon, Silk and other artificial threads, Metallic threads, Cotton, etc.

A special feature of TRICO-FIX is its simple operation and unobstructed construction, which permits easy and continuous knitting. The piece being knitted can be unravelled even during the knitting process and the yarn can be used again.

Increasing and decreasing as well as the making of pockets, button-holes and patterns is done during the knitting-process by means of a special crochet-hook. No cutting is done, the garments are shaped by decreasing or increasing while knitting. The work done by TRICO-FIX is done exactly in the same manner as in handknitting. The tension or stitch size can be set in a jiffy by a "Fingertip" controlled indicator according to the thickness of yarn being used.

You can use handknitting-pattern books and in a short time you will become so proficient in knitting beautiful patterns that it would be difficult to achieve comparable results by hand. Furthermore, on the TRICO-FIX you execute and design stitches and patterns that cannot be done by hand.

For Housewives and MOTHERS, for Homecraftsmen and Commercial users, the TRICO-FIX is the **ideal** knitting machine unsurpassed by any other Home-knitting Machine. You knit 181 stitches in ONE stroke, the thread is guided and laid into the needles automatically by the "One stroke" "One hand" slide. The **cumbersome laying** of the thread **by hand**, which other knitting machines still feature, is eliminated. An automatic adjustable Row-counter counts each knitted row and relieves you of the necessity of keeping count of the rows. The work is stretched, without being warped, this is of great importance, as it enables you in the process of working your pattern to see **each row** and **each stitch** clearly in front of you. On the TRICO-FIX you can knit goods to a width of 38 inches.

Knitting Instructions for Socks
Size 11

Cast on 64 stitches: knit 24 rows in ribbing, and knit 100 rows plain.

INSTEP: From each side take off 16 stitches on to stitch-holders(safety-pins) starting from the one side where no thread is hanging, then slide over, take off other side. Push empty needles back. Knit 70 rows with the rest of 32 needles. Cast off onto stitch-holder.

HEEL AND SOLE

Double yarn or nylon yarn may be added. Put onto the needles the 2 x 16 stitches from stitch-holders like this:

Facing wrong side, put them onto the needles so that the outer edges should be meeting at the zero-needle. Put on comb and weights.

While knitting 22 rows, decrease one stitch on each side every second row until 10 stitches remain.

Knitting the next 22 rows, pull out 1 needle every row(like for increasing), but pick up 1 stitch of the already knitted heel on each side, until 32 needles are working. (44 rows) Start row counter, knit 70 rows.

TOE

Knit the toe in exactly the same manner as heel(32 stitches, decreasing until 10 stitches remain, knit 22 rows, then increase by putting on the edge-stitches, until 32 needles work again) altogether 44 rows. Take off.

FINISHING - Sew or graft the toe on to the instep, close the sides and leg. Using a coloured thread for grafting makes it easier to open seam for replacing.

ANOTHER TYPE OF HEEL

Transfer the stitches from the stitch-holder(2 x 16) on to the needles, facing the wrong side and so that the outer edges of the sock are touching each other at zero. Knit 24 rows. Take off from each side 10 stitches on to stitch-holder(starting from the side where there is no thread hanging) then slide over, take off other side. Remaining are 12 stitches in the center. While knitting the next 10 rows transfer the stitches from the stitch-holders to center-piece, that means, each time after knitting 1 row slip the neighbouring stitch on both sides of the center-piece from the holders on to the needles which hold the outer stitches of the center-piece.

After having knitted the 10 rows, all stitches from the holders are used up, the heel is shaped, remaining are only the 12 stitches of the center piece.

SOLE: Pull out 12 needles at the side opposite to the slide, open the latches, hang 12 edge-stitches of heel on to the empty needles, hang on more weights, knit one row, repeat at the other side. (36 st).

For the gusset knit 5 rows, decrease 1 stitch at each side, repeat 2 times. Follow the preceding description to finish sole and toe.