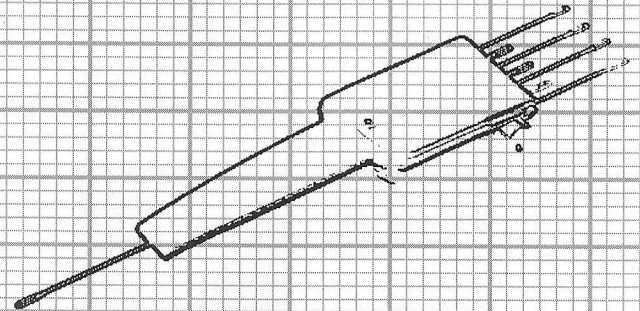
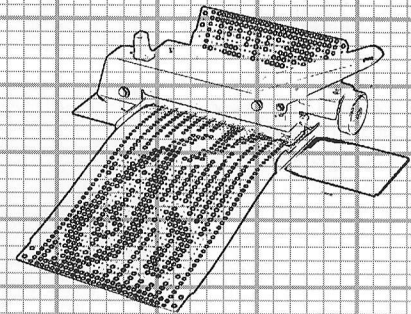
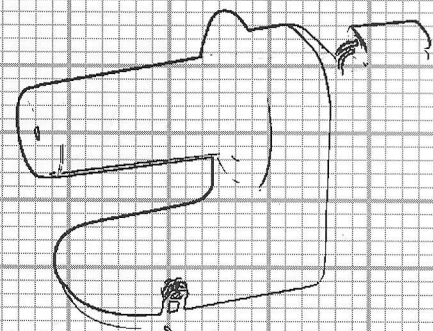


# Accessories

for the machine knitter



*Studio*  
by **WHITE**



# Knit Contour Accessories

Add a knit contour to your machine and let the garment diagram tell you how many stitches to cast on, when and where to increase or decrease and all the other details that ensure a perfect fit!

## Useful Tools For Drawing Your Own Patterns

### Knit Contour—KR11

The KR11 Knit Contour provides electronic accuracy and the choice between half and quarter scale modes. The KR11 features a selector that accommodates up to five colors in rotation so you can knit a simple tension swatch regardless of the number of colors involved. Includes four basic patterns and blank sheets. Fits all current machines, regardless of gauge.

### Knit Contour—KR7

The KR7 is a wide unit contour that features the choice between half and full scale modes. Includes an assortment of 17 patterns for the family and fits all current machines except the LK150.

### 1 Mini Curved Triangle

Marked in 1/4 and 1/5 scale in centimeters, this ruler also provides curve guides.

[Part #02230043]

### 2 Curved Triangle

Marked in full, half, quarter and fifth scale in centimeters with curve guides built in.

[Part #03420049]

### 3 Triangular Half Scale Ruler

This ruler is marked in both full and half scale for both inches and centimeters. Most knitters feel that this is the single most indispensable charting tool.

[Part #35020049]

### 4 Freeline Drawer

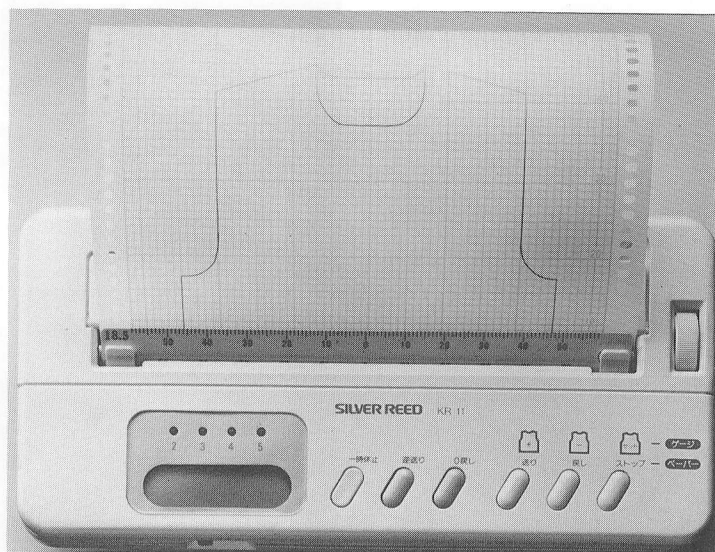
This flexible ruler is perfect for drawing neckline and armhole curves. Full and half scale are marked in centimeters.

[Part #35080043]


### Dimensional Change Scale

This handy tool is used to enlarge or reduce patterns between half and full scale.


[Part #07120041]




KR11




KR7




1



2



3



4



## Pre-Printed Pattern Sets

### Additional Contour Patterns

Additional Contour Pattern Sets are provided in half scale. All patterns are suitable for tracing onto the KR11 or using directly with the KR7.

**Series 100:** Toddler's four sizes (overalls, dresses, sweaters, etc.)  
[Part #35490040]

**Series 200:** Women's patterns in five sizes (camisoles, culottes, sweaters, etc.)  
[Part #35500040]

**Series 300:** Men's patterns in five sizes (turtle necks, V necks, jackets, etc.)  
[Part #35510049]

**Series 400:** Children's patterns in four sizes (raglans, drop shoulders, etc.)  
[Part #35520048]

**Series 700:** Women's patterns in six sizes (saddle shoulders, dolmans, etc.)  
[Part #21210042]

**Series 800:** Men's patterns in five sizes (saddle, raglan and drop shoulders, etc.)  
[Part #21220041]

**Series 900:** Children's patterns in three sizes (jackets, vests, sweaters, etc.)  
[Part #21230040]

### Blank Pattern Sheets

Blank Pattern Sheets for designing your own customizing patterns or working from hand knit schematics. Available for both Knit Contours.

The KR11 uses erasable, reusable mylar sheets, available in two sizes, 10 sheets/pkg.

Quarter scale [Part #12428405]

Half scale [Part #12428397]

The KR7 blank papers are available in 2 styles, 10 sheets/pkg. Plain paper sheets are actually gridded every 10 centimeters in a light blue line.

[Part #20750048]

The graphed sheets are ruled in centimeter grids, with every tenth line darker to mark the 10 centimeter intervals.

[Part #20760047]

# Intarsia


For intricate details or bold geometrics! Knit as many colors as you like in a single row, with no floats on the back!

## Intarsia Carriages


AG10 Fits LK150

AG20 Fits all fine (3.6mm) and standard (4.5mm) gauge machines.


AG30 Fits the SK860 mid-gauge (6.5) and all 9mm chunky machines.




AG10



AG20





AG30




## AG155

If you're serious about intarsia, the AG155 is a full function carriage with stockinet, slip and intarsia settings and Russel Levers for holding position control. A single stitch dial guarantees consistency. Fits all chunky machines (9mm) as well as SK860 (6.5).



## The AG50

The AG50 is the ultimate intarsia carriage. Suitable for use on the SK580 and SK840, it knits five different kinds of intarsia and features automatic needle selection for beading, cabling, and other hand techniques.



## Graph Paper

Proportional Graph Paper assures you that what you draw is what will knit! A Studio by White exclusive, this 200 stitch/200 row paper is perfect for intarsia and for electronic designing (the grid matches the mylar sheets!).

25 sheets/pad [Part #306962]

# Lace Knitting



The Studio by White lace carriages all transfer and knit in a single pass, allowing you to knit lace with a smoother rhythm. Knit transfer lace, full fashion lace and stockinet. No extension rails needed.

## The LC2

The LC2 fits all standard gauge, punch card machines. Includes 10 pre-punched cards. Additional sets of cards available: Series 62, 63, 64, 65 (see listing under punch cards).

## The FLC370/270

The FLC370/270 is especially for fine gauge punch card machines and includes a set of 10 pre-punched cards. Additional sets of pre-punched cards: Series 1 and 2 (see punch cards).




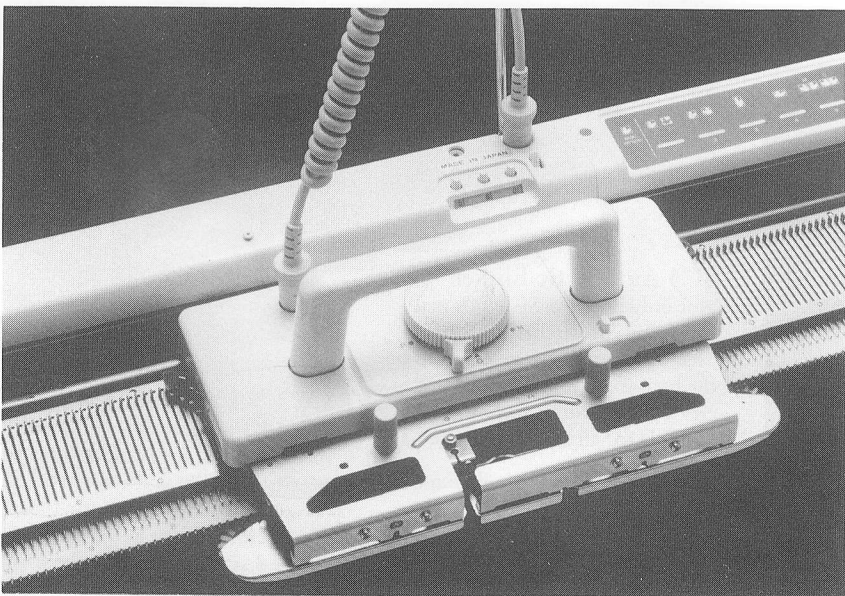
## The Shadow Lace Transfer Tool

For unique double bed lace effects, the Shadow Lace Transfer Tool ("Jaws") can be used with all standard gauge machines with ribber. It enables you to transfer 20 stitches at a time from either bed to the other. Includes 5 pre-punched cards.

[Part #35370048]


## The LC580 Electronic Lace Carriage

The LC580 Electronic Lace Carriage fits the SK580 and SK840, standard gauge electronic knitters. Includes 5 pre-printed design cards especially for lace. Additional pre-drawn cards: Series 6. (See listing under electronics).



# Time Saving Options


Make fancy knitting easy and fun!



## AW1 Automatic Weaving Arm

The weaving arm automatically moves the weaving yarn to the leading side of the carriage so that you don't have to bother with it! Weaving becomes as simple as knitting stockinet. The AW1 can be used on all standard gauge machines.

[Part #00204198]




## RJ1 Jacquard Ribber Carriage

Alternate needle selection ("lili buttons") makes it possible to knit a greater variety of double bed and jacquard stitches. For standard gauge ribbers.

[Part #00158063]

or fine gauge ribber FR580


[Part #01027036]



## YC6 Yarn Changer


This yarn changer can be used both single and double bed on all standard and fine gauge models.\* It allows you to choose between four colors and to automatically alternate any two of them. The YC6 is a must for double jacquard knitting and a real time saver for single bed tuck and slip patterns.

\*Single bed use on fine gauge models requires changing fabric gear on the arm.



## Garter Bars


A garter bar allows you to turn your knitting over for a variety of garter stitch effects or to make multiple decreases across the width of your knitting—indispensable for yoke sweaters! Snap together sections allow you to customize the length of both the garter bar and the needle stabilizer. 200 needle GB [Part #35210046] is suitable for all standard gauge (4.5 mm) machines; GB9 for all 9mm chunky machines, and GB6 for all midgauge (6.5mm) machines.



## RT1 Rib Transfer Carriage


Regardless of the needle arrangement, the RT1 easily transfers stitches from the ribber to the main bed. Suitable for all standard gauge machines with ribber.

[Part #00399022]



## SC3 Automatic Linker

Not only does the SC3 automatically bind off stitches, it can be used to assemble garments right on the bed of the machine and to create chain stitched edges. Suitable for all standard gauge machines.




## LW1 Weaving Attachment

This LK150 accessory will weave specialty yarns over and under selected needles.

LS6 needle selector automatically selects 8 stitch repeats for the LK150.


# Punching Your Own Cards



## PM10 Punching Machine

The PM10 Punching Machine is the fastest way to punch standard gauge cards. Uses blank cards or the handi-punch card rolls.

[Part #35090042]




## Handi-Punch

The Handi-Punch is an economical way to punch standard/chunky cards

[Part #98054679]

or fine gauge cards

[Part #36570042]



## Blank Punch Cards

Blank Punch Cards are packaged 10 to a set and are available in a variety of styles:

*Coated blank cards for standard gauge machines*

[Part #05120043]

*Long lasting clear plastic cards for standard gauge machines*

[Part #07080047]

*Coated blank cards for fine gauge machines*

[Part #36000040]

*Coated blank cards for chunky gauge machines*

[Part #98005168]

*Economical 30 ft card rolls for use with PM10*

[Part #02290047]

## Pre-Punched Card Sets

Although these card sets were designed for specific kinds of stitches, many cards can be knitted in several other methods as well.

(Standard Gauge, 10 cards per set):

*Series 51 (cards #221-230):*

assorted for fairisle, tuck, slip, etc.

[Part #05050042]

*Series 52 (cards #231-240):*

assorted stitch types

[Part #05060041]

*Series 53 (cards #241-250):*

weaving patterns

[Part #05070040]

*Series 54 (cards #251-260):*

fairisle patterns

[Part #05080049]

*Series 55 (cards #261-270):*

fairisle patterns

[Part #05090048]

*Series 56 (cards #271-280):*

punch lace patterns

[Part #05100045]

*Series 57 (cards #281-290):*

punch tuck rib patterns

[Part #05670047]

*Series 58 (cards #291-300):*

single motifs/animals

[Part #35170042]

*Series 59 (cards #301-310):*

juvenile fair isle

[Part #98056104]

*Series 60 (cards #311-320):*

juvenile single motifs

[Part #04120044]

*Series 62 (cards #381-390):*

assorted for lace carriage

[Part #35580042]

*Series 63 (cards #391-400):*

assorted for lace carriage

[Part #35590041]

*Series 64 (cards #401-410):*

assorted for lace carriage

[Part #35700046]

*Series 65 (cards #411-420):*

assorted for lace carriage

[Part #35710045]

*Series 71 (cards #321-330):*

punch pile

[Part #04140042]

*Series 72 (cards #331-340):*

drive lace

[Part #04150041]

*Series 73 (cards #351-360):*

double jacquard

[Part #07420045]

*Series 74 (cards #361-370):*

double jacquard

[Part #07430044]

## Fine Gauge Punch Cards

(10 cards/set) for 3.6 mm machines:

*Double jacquard patterns*

[Part #36610045]


*Series 1 for lace carriage*

[Part #36530046]

*Series 2 for lace carriage*

[Part #36550044]



# Tables



## Craft Table

This space saving Craft Table is hinged to collapse to a mere 19 3/4" wide for easy storage. The full surface measures 72" x 40" and is perfect for blocking, laying out patterns and dozens of other knitting and craft projects.

[Part #CT100]



## Knitting Station

The Knitting Station is a sturdy, beautifully finished wood laminate table with oak trim. It features two shelves—one on the inside for accessories and tools, a second on the back for yarns. The yarns pass through finished grommets on the table to the tension assembly of the machine. You can easily double yarns by placing one cone on top of the table to pass a second yarn through the grommet in the table and then through the center of the first cone.


[Part #600KT]



## Folding Table

Portable and sturdy, the folding table is perfect for the LK150 and other single bed machines. The wood grain surface is burn, scratch, stain, and mar resistant.

[Part #2011]




## Wood Grain Trestle Table

The KT48LS Trestle Table is sturdy enough for double bed machines and features a handy shelf for storing yarn and accessories. All surfaces are burn, scratch, stain, and mar resistant wood grain. Assembly required.

[Part #2001]

# Electronics




## The EC1 Pattern Controller

The EC1 Pattern Controller is the key to the modular system. One EC1 can be used with the SK830/840/860/890 for reading pre-printed or original design cards. The EC1 has a port to accept a connection to the PE1 (see below) or your personal computer!



## The PE1

The PE1 makes multi color patterns a snap and extends your patterning to the full width of the bed. Imagine knitting non-repeating patterns up to 240 stitches wide! The PE1 has a built in memory to save patterns for up to a week after it is turned off. For longer storage, the PE1 Memory Cards are fast and easy to use. The PE1 plugs into the EC1 or directly into the console of the SK580.



## Design Cards

### Pre-Printed Design Cards

Pre-Printed Design Cards for an instant pattern library:

#### Series 1 (original EC1 set):

Includes 50 assorted patterns and 5 blank mylars.

[Part #12461679]

#### Series 2 (16 single motifs)

[Part #05570049]

#### Series 3 (19 all-over designs for fairisle or jacquard)

[Part #05580048]

#### Series 4 (28 designs for fairisle or weaving)

[Part #05610043]

#### Series 5 (27 designs for tuck and slip)

[Part #05620042]

#### Series 6 (16 lace designs)

[Part #36580041]

### Blank Mylar Design Cards

Blank mylar design cards, 5/pkg.

[Part #05560040]

Thin design pencils

[Part #07390628]


Thick design pencils

[Part #07380629]

200 stitch/200 row graph paper,

25 sheets/pad. The grid exactly matches the grid on the blank mylars, making it fast and easy to draw and trace.

[Part #306962]



## The New Electronic Pattern Books

The New Electronic Pattern Books are soft bound and include patterns for EC1 and for PE1.

Vol. 1, 70 pages

[Part #98055767]

Vol. 2, 24 pages

[Part #21550041]

Companion PE1 cards are available for both books.

Vol 1, 3 card set


[Part #98052160]

Vol 2, 1 card

[Part #12444758]



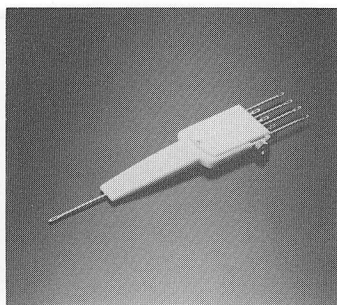
# General Accessories



## The SHW3 Wool Winder

The SHW3 Wool Winder winds perfect balls that pull smoothly from the center.


[Part #35030048]



## The 7 Needle Adjustable Transfer Tool

The 7 Needle Adjustable Transfer Tool fits all standard gauge machines. The prongs can be individually set for any needle arrangement to facilitate fancy decreases or hand transferred stitch patterns.

[Part #35040047]




## The SHW10 Cone Winder

The SHW10 Cone Winder winds fine yarns onto re-usable plastic cones. Includes 3 cones.

[Part #35430040]

Extra cones/ 3 to a set

[Part #18290049]



## The 5 Color Ravel Cord Set

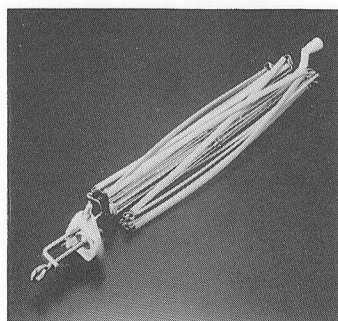
The 5 Color Ravel Cord Set is suitable for all machines. Ravel cord makes it fast and easy to separate waste knitting from the main knitting or to rehang live stitches on the machine. Strong and smooth, it pulls out easily and leaves no fuzzy residue in your knitting.

Standard

[Part #19670041]

Chunky

[Part #07335268]



## Skein Holder

This adjustable, umbrella type Skein Holder is perfect for holding loop type skeins open for winding into balls or onto cones.

[Part #35110048]

## Ribber Bed Covers

These easy to fit plastic covers keep you and your knitting clean when your ribber is not in use. Essential for lace knitting with the ribber attached.

Standard and Fine Gauge Ribber Covers

[Part #18620047]

Chunky and Mid Gauge Ribber Covers

[Part #37130044]

## Blocking Supplies

Blocking is an important part of the knitting and finishing of every garment.

**Blocking Cloths**—Our blocking board covers, in two sizes, are clearly gridded in inches to help you block your garment pieces out to size. They feature a 4" border on all sides to facilitate constructing a padded board.

"Sure Block"—Large blocking board cover 36" x 54"

[Part #9902]

"Blockit"—Small blocking board cover 30" x 48"

[Part #9901]

**Blocking Wires**—When you use Blocking Wires, the edges of your

knitting lay flatter and you use fewer pins (and time) blocking pieces to size. Simply thread the wires through edge stitches and pin in place.



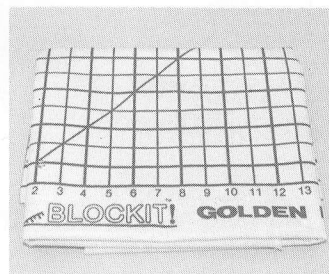
Each set includes:

8 each 36" stiff wire

4 each 18" heavy gauge

2 each 27" flexible

[Part #306003]



## Rowenta Iron

For lightweight ironing and blocking with lots of steam, choose the Rowenta Surfline (#700) or Professional Model (#DE92).

# Books, Magazines, and Videos

## Books

### *Electronic Pattern and Reference Books*

#### **Electronic Lace Pattern Book**

Suitable for use with the LC580, the book is filled with stitch charts for both plain lace and fashion lace. The charts are full size and can easily be traced directly onto your mylar sheets. 74 pages, soft bound.

[Part #36640043]

#### **The Electronic Pattern Collection**

The Electronic Pattern Collection is a set of 5 paperback books (46 pages each), with each volume providing patterns for specific stitch types: fairisle, single motifs, punch lace, tuck/slip/weaving, assorted rib stitches.

[Part #06030043]

#### **Electronic Pattern Stitches**

Electronic Pattern Stitches is a 100 page, soft bound collection of stitch patterns.

[Part #98624901]

#### **The Workbook for EC1 Modular Electronics**

The Workbook for EC1 Modular Electronics explains how the EC1 "thinks" and what each of the controls does. It was written by the education department at Studio by White to help you fully understand how to get the most out of your electronic knitting machine.

[Part #309622]

#### **Fine Gauge Stitch Pattern Book**


Features patterns especially for 3.6 mm machines.

[Part #07585268]

#### **The Chunky Stitch Pattern Book**

Includes charted intarsia designs, 98 pages, soft bound.

[Part #20150041]



#### **Punch Card Pattern Collection Books**

Although these patterns were compiled for specific gauge machines, many of them are suitable for use on other gauges as well. Simply check the basic repeat of each pattern motif to see how many times you'll need to repeat it across a punch card. Of course, all of these designs would be suitable for copying onto electronic design cards.

#### **Volume 2 Pattern Library**

Filled with standard gauge patterns for all the stitch types. 275 pages, hard bound and color.

[Part #08020042]

#### **Punch Card Stitch Pattern Book**


This 118 page, soft bound book is full of great standard gauge patterns.

[Part #21240049]

#### **Chunky Punch Card Patterns**

Chunky Punch Card Patterns in 97 pages, color, soft bound.

[Part #98624893]



## Magazines

### *Studio by White Magazine*

Published two times a year by Studio by White, featuring top designers, clear directions, and full pattern diagrams for conversion to the knit contour.

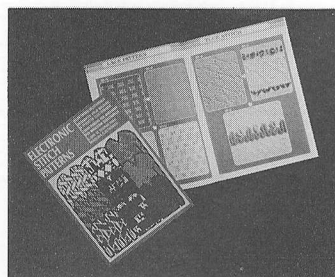
### *Itobouchie*

Published 8 times a year in Japanese offering the latest in techniques and knit design ideas. Ample diagrams and charts make this magazine easy to use even if you don't read Japanese! Electronic stitch patterns for each issue are available on PE1 Memory Cards.

### *Simply Sensational*

Design patterns for mid-gauge knitting machines. A dozen patterns from America's finest knitters!

[Part #306005]



## Videos

### **LK150**

1 1/2 hours in length, this video covers all the basic techniques you'll need to start knitting great sweaters on the LK150.

[Part #309623]

### **DL1000 Linker**

This 1 hour, 45 minute video teaches decorative as well as functional uses for the linking machine. Included free with the DL1000.

[Part #309618]

### **Single Bed Accessories Video**

Learn all of these Single Bed Accessories: Garter bar, Weaving Arm, Intarsia Carriage, YC6 Yarn Changer, SC3 Linker and Lace Carriage. The Garter Bar and the Intarsia information are suitable for all gauges; the remaining are standard gauge accessories.

1 hour in length.

[Part #309627]

### **Introduction to Punch Card Knitting**

In 1 hour, Introduction to Punch Card Knitting will teach you how to use the patterning system built into your fine, standard or chunky gauge punch card machine.

[Part # 309636]

### **The EC1 Modular Electronics Video**

The EC1 Modular Electronics video explains the EC1 and PE1 and how they are used with any of the beds in the modular system.

1 hour long, suitable for use with all electronic models, excellent companion to the EC1 Workbook.

[Part # 309637]

*I have this*



*Studio*  
by **WHITE**

11760 Berea Road, Cleveland, OH 44111  
1470 Birchmount Road, Scarborough, Ontario, Canada M1P 2G1

**309654**