

Superba Fancy Patterns



For my own purposes, I have removed pages 3 & 4 which are non English instructions and page 26 which was a blank page for making notes.

I have also removed the high resolution background picture on the front cover (which had no relevance to the contents) to make it more economical to print.

Superba Fancy Patterns

FANCY STITCHES FOR SIT KNITTING MACHINES



Needle setting and needle bed position when beginning the pattern.



Flow combs opposite.



Flow combs alternate.



Begin the pattern with carriages at left-hand side.



Needle return buttons in upper position.



Needle return buttons in lower position.



Depress Jacquard key.



Keys to be depressed on back carriage.



Keys to be depressed on front carriage.



Needle in holding position 3.



Needle in working position 2.
When knitting two-colour work, leave the stitch on the needle latch.



Needle in working position 1.



Needle in non-working position 0.



Cross the stitches.
Pass the stitch A in front of the stitch B.



Transfer the back bed stitch onto the front bed needle. Leave the empty needle in working position 1.



Transfer the back bed stitch onto the front bed needle. Lower the empty needle to non-working position 0.



Let the stitch drop and leave the needle in working position 1.



Hang the slip stitches (floats) onto the indicated needle.



Normal stitch size + 2 sizes.



Normal stitch size.



Normal stitch size - 2 sizes.



Use second yarn guide.





Follow the diagram from the bottom to the top and back from the top to the bottom.





One square = 1 row = 1 stitch.

Repeat.


Superba Fancy Patterns




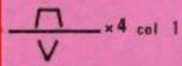
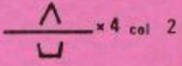
Superba Fancy Patterns




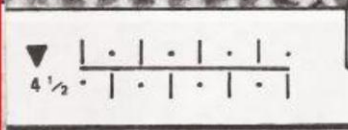
Superba Fancy Patterns

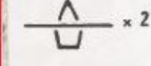
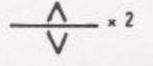



▼  4 1/2 5

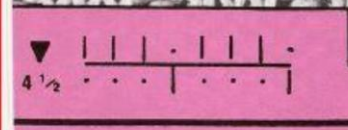
 x4 col 1  x4 col 2




▼  4 1/2 6




 x2  x2



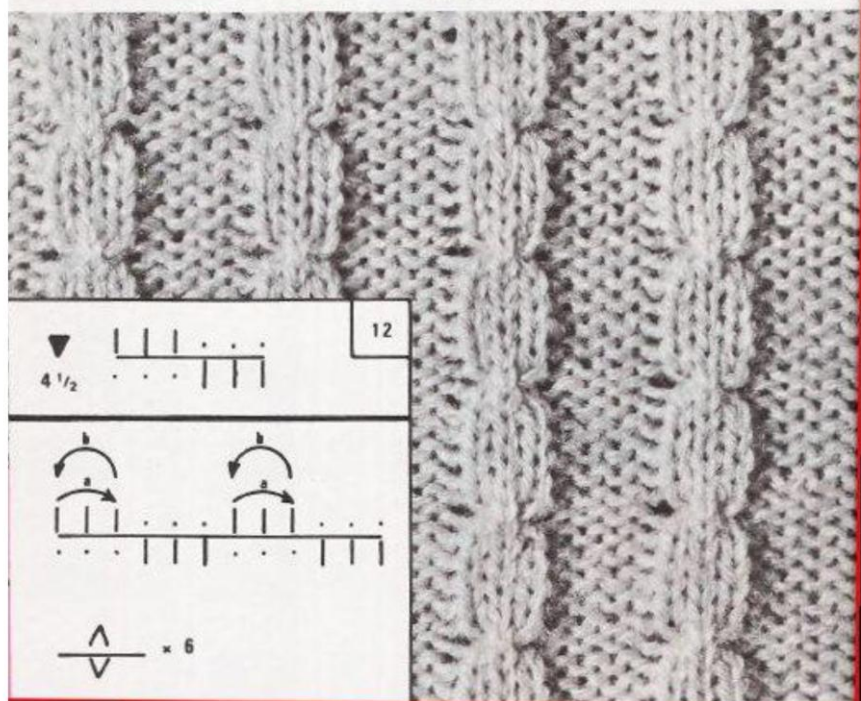

▼  4 1/2 7




Superba Fancy Patterns




Superba Fancy Patterns








Superba Fancy Patterns








▼  13

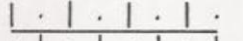
4 1/2



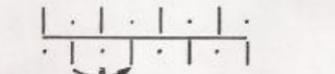
    x 2











    x 1







▼  14




4 1/2






         

    x 4



Superba Fancy Patterns





Superba Fancy Patterns





Superba Fancy Patterns





Superba Fancy Patterns



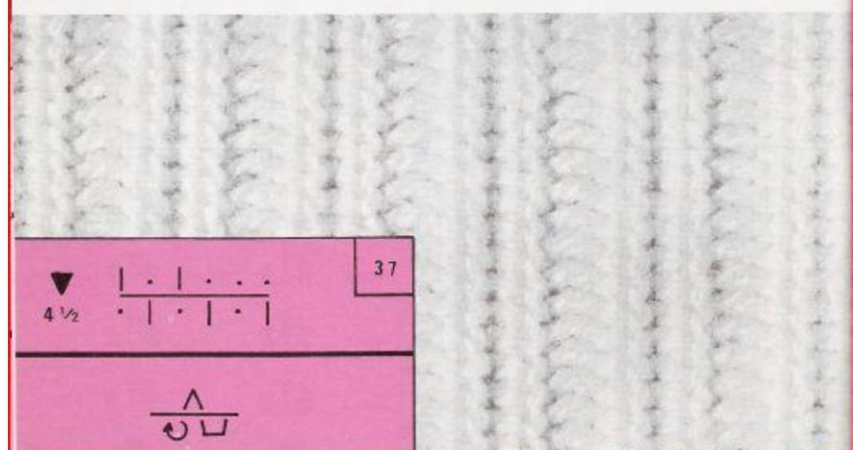
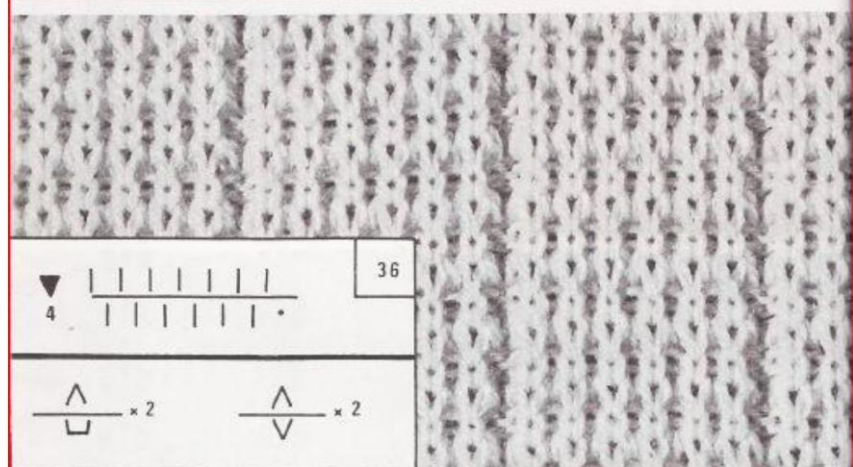
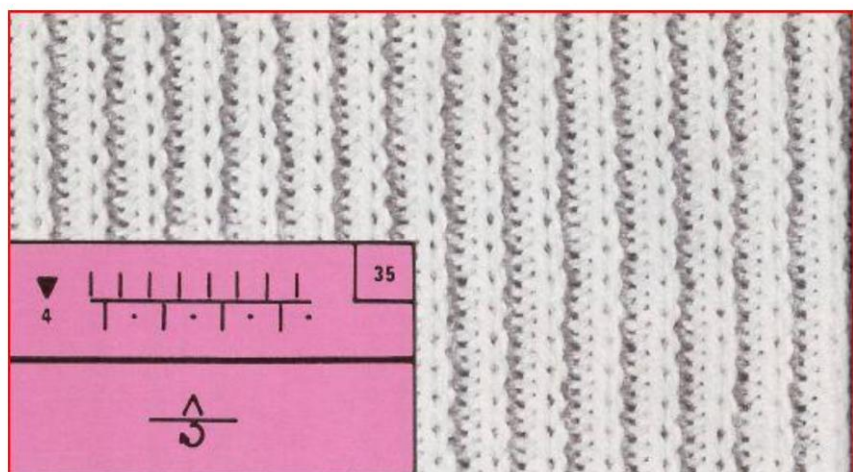
Superba Fancy Patterns






Superba Fancy Patterns




Superba Fancy Patterns




Superba Fancy Patterns



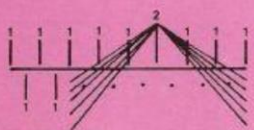
Superba Fancy Patterns





▼  41

4 | |


$\frac{\wedge}{\vee} \times 6$; $\frac{\curvearrowright}{\curvearrowleft} \times 10$






▼  42

4 | |




$\frac{\wedge}{\vee} \times 2$


Superba Fancy Patterns




Superba Fancy Patterns





Superba Fancy Patterns






 $4 \frac{1}{2}$


53


3

 1


1

 1


1

 1


1

 1



1

 1


3

 1



1

 1


1

 1


1

 1




x 3























x 3









 4


54






















 ∇


 4×2

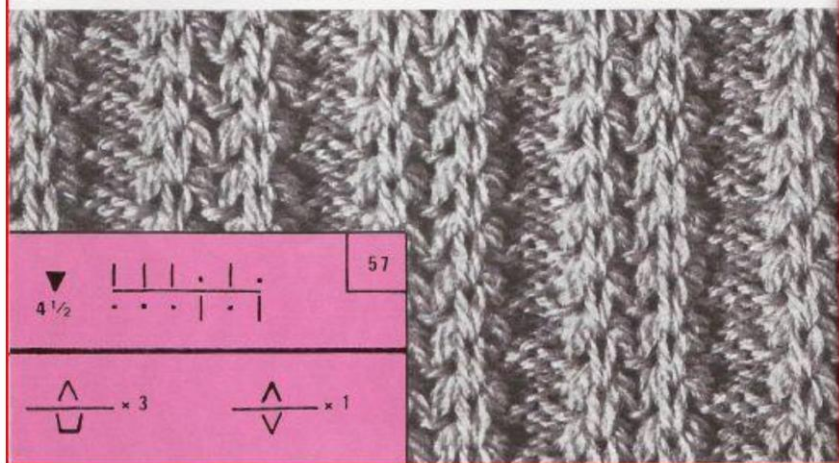



 6×2


 5×2





 5×2

Page 22 of 29


Superba Fancy Patterns

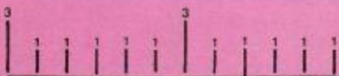


Superba Fancy Patterns




Superba Fancy Patterns

▼  61
4 1/2

 3 1 1 1 1 1 3 1 1 1 1 1


$\frac{\triangle}{\circ} \times 4 \text{ col 1}$


$\frac{\overset{\cdot}{\wedge}^{\cdot}}{\circ} \times 2 \text{ col 2}$


 3 1 1 1 1 1 3 1 1 1 1 1

$\frac{\triangle}{\circ} \times 4 \text{ col 1}$

$\frac{\overset{\cdot}{\wedge}^{\cdot}}{\circ} \times 2 \text{ col 2}$




▼  62
4 1/2

 3 1 1 1 3 1 1 1 3 1 1 1 3 1 1 1 3 1 1 1


$\frac{\overset{\cdot}{\wedge}^{\cdot}}{\circ} \times 2 \text{ col 1}$

$\frac{\overset{\cdot}{\wedge}^{\cdot}}{\circ} \times 2 \text{ col 2}$


 3 1 1 1 3 1 1 1 3 1 1 1 3 1 1 1 3 1 1 1

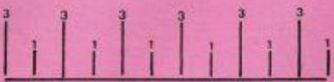
$\frac{\overset{\cdot}{\wedge}^{\cdot}}{\circ} \times 2 \text{ col 1}$


$\frac{\overset{\cdot}{\wedge}^{\cdot}}{\circ} \times 2 \text{ col 2}$

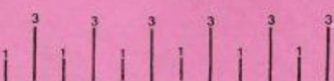



Superba Fancy Patterns


▼  63
4 1/2



3 3 3 3 3 3 3 3 1


 $\frac{\wedge}{\circ}$ x 2 col 1


1 3 3 3 3 3 3 3 1


 $\frac{\wedge}{\circ}$ x 2 col 2

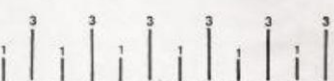


▼  64
4 1/2



3 3 3 3 3 3 3 1


$\frac{\wedge}{\circ}$ x 2 col 1

 $\frac{\wedge}{\circ}$ x 4 col 2




1 3 3 3 3 3 3 3 1

$\frac{\wedge}{\circ}$ x 2 col 1

 $\frac{\wedge}{\circ}$ x 4 col 2



Superba Fancy Patterns



Superba Fancy Patterns

