

PATTERN MANUAL
MUSTERBUCH
MANUEL DES MOTIFS
PATRONEN BOEK
LIBRO ISTRUZIONI
MANUAL DE PATRONES



KH-910



PATTERN MANUAL MUSTERBUCH MANUEL DES MOTIFS PATRONEN BOEK LIBRO ISTRUZIONI MANUAL DE PATRONES

CONTENTS

1. PREPARATION & PATTERN PROGRAMMING	2
2. TABLE OF PATTERN CARD	3
3. FAIR ISLE PATTERNS	4
4. TUCK STITCH PATTERNS	15
5. SKIP STITCH PATTERNS	17
6. MULTI-COLOUR TUCK STITCH PATTERNS	19
7. MULTI-COLOUR SKIP STITCH PATTERNS	21
8. WEAVING PATTERNS	23
9. PLATING TUCK STITCH PATTERNS	24
10. LACE PATTERNS	26
11. FINE LACE PATTERNS	28

INHALTSVEREICHNIS

1. VORBEREITUNGEN UND MUSTERPROGRAMME	2
2. TABELLE DER LOCHKARTE	3
3. NORWEGER-MUSTER	4
4. FANG-PATENT-MUSTER	15
5. VORLEGEMUSTER	17
6. MEHRFARBIGE FANG-PATENT-MUSTER	19
7. MEHRFARBIGE VORLEGEMUSTER	21
8. WEBMUSTER	23
9. PLATTIEREN-FANG-PATENT-MUSTER	24
10. LOCHMUSTER	26
11. FEINLOCHMUSTER	28

TABLE DES MATIERES

1. PREPARATION & PROGRAMMATION DES MOTIFS ..	2
2. TABLEAU DES CARTES DE MOTIFS	3
3. MOTIFS JACQUARD	4
4. MOTIFS AU POINT TUCK	4
5. MOTIFS AU POINT SKIP	15
6. MOTIFS TUCK MULTICOLORES	19
7. MOTIFS SKIP MULTICOLORES	21
8. TISSAGE A MOTIFS	23
9. TRICOT A MOTIFS DOUBLE-FACE	24
10. DENTELLE OUVERTE OU NORMALE	26
11. DENTELLE FERMEE	28

INHOUD

1. VOORBEREIDING & PATROON PROGRAMMEREN ...	2
2. TABEL VAN PATROONKAARTEN	3
3. NOORSE PATRONEN	4
4. PATENTSTEEKPATRONEN	15
5. VANGSTEEKPATRONEN	17
6. MEERKLEURIGE PATENTSTEEKPATRONEN	19
7. MEERKLEURIGE VANGSTEEKPATRONEN	21
8. WEEFPATRONEN	23
9. JACQUARDPATRONEN	24
10. KANTPATRONEN	26
11. FIJNE KANTPATRONEN	28

CONTENUTO

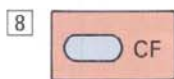
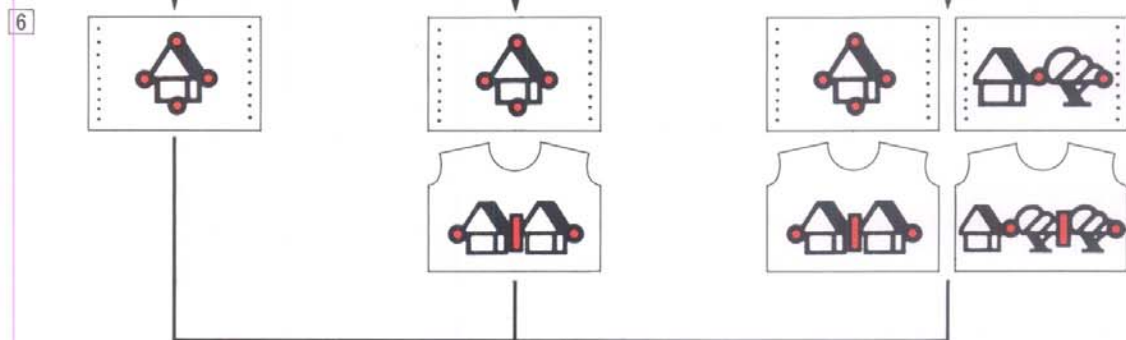
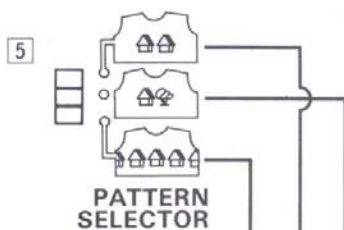
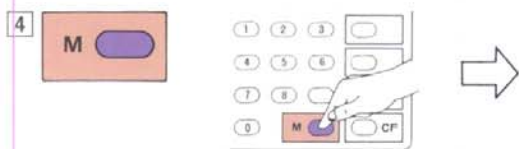
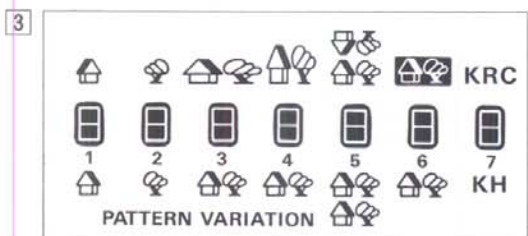
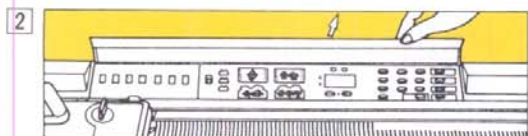
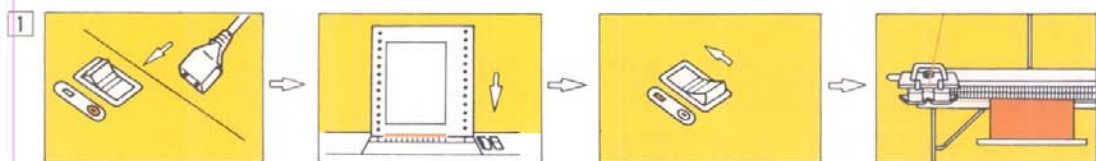
1. PREPARAZIONE E PROGRAMMAZIONE DELLA LAVORAZIONE A DISEGNO	2
2. ELENCO DEI DISEGNI	3
3. DISEGNI JACQUARDS	4
4. DISEGNI PUNTO A PIEGHE	15
5. DISEGNI A PUNTO SALTATO	17
6. DISEGNI PUNTO A PIEGHE MULTICOLORI	19
7. DISEGNI A PUNTO SALTATO MULTICOLORI	21
8. DISEGNI PUNTO TESSUTO	23
9. DISEGNI PUNTO A PIEGHE PLACCATO	24
10. DISEGNI USO PIZZO	26
11. DISEGNI SPECIALI "FINE LACE"	28

CONTENIDO

1. PREPARACION Y PROGRAMACION DE PATRONES ..	2
2. TABLA DE TARJETAS DE PATRONES	3
3. TEJIDO JACQUARD	4
4. PUNTO TUCK	15
5. PUNTO ALZADO	17
6. PUNTO TUCK DE MULTI-COLORES	19
7. PUNTO ALZADO DE MULTI-COLORES	21
8. TEJIDOS DE HEBRA INTERCALADA	23
9. PUNTO TUCK CON PUNTO REVERSIBLE	24
10. TEJIDOS CALADOS	26
11. PATRON DE ENCAJE FINO	28

1. PREPARATION & PATTERN PROGRAMMING
 VORBEREITUNGEN UND MUSTERPROGRAMME
 PREPARATION ET PROGRAMMATION DES MOTIFS

VOORBEREIDING & PATROON PROGRAMMEREN
 PREPARAZIONE E PROGRAMMAZIONE
 DELLA LAVORAZIONE A DISEGNO
 PREPARACION Y PROGRAMACION DE PATRONES



2. TABLE OF PATTERN CARDS
TABELLE DER LOCHKARTE
TABLEAU DES CARTES DE MOTIFS

TABEL VAN PATROONKAARTEN
ELENCO DEI DISEGNI
TABLA DE TARJETAS DE PATRONES

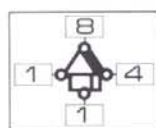


- * Patterns marked (○) in the pattern table are knitted by using 10 Pattern Cards.
- * Die in der Mustertabelle mit einem (○) bezeichneten Muster, sind in den 10 Grundmusterkarten enthalten.
- * Les motifs marqués (○) sur le tableau des motifs sont tricotés à l'aide de 10 cartes de motifs.
- * De patronen, die in de tabel met (○) staan aangegeven, kunt u met de 10 basis-patroonkaarten breien.
- * Disegni marcati con (○) nell'elenco dei disegni, vengono lavorati con 10 schede.
- * Patrones marcados (○) en la tabla de patrones se tejen usando 10 fichas.

Card No.	Pattern	Fair- isle pattern	Tuck stitch pattern	Skip stitch pattern	Multi- colour tuck stitch pattern	Multi- colour skip stitch pattern	Weaving pattern	Plating tuck stitch pattern	Lace pattern	Fine lace pattern
		(P. 4 ~ 14)	(P. 15 ~ 16)	(P. 17 ~ 18)	(P. 19 ~ 20)	(P. 21 ~ 22)	(P. 23)	(P. 24 ~ 25)	(P. 26 ~ 27)	(P. 28)
1 - 1		●	●	●	●	●	●	●		
1 - 2		●	●	●	●	●	●	●		
1 - 3		●	●	●	●	●	●			
1 - 4		●	●	●	●	●		●		
1 - 5		●	●	●	●	●		●		
1 - 6		●	●	●	●	●		●		
2 - 7		●	●	●	●	●		●		
2 - 8		●	●	●	●	●	●	●		
2 - 9		●	●	●	●	●		●		
2 - 10		●	●	●	●	●		●		
2 - 11		●	●	●	●	●	●	●		
3 - 12		●								
3 - 13		●								
3 - 14		●								
4 - 15		●								
4 - 16		●					●			
4 - 17		●								
4 - 18		●								
5 - 19		●								
5 - 20		●								
5 - 21		●								
5 - 22		●								
6 - 23		●								
6 - 24		●								
6 - 25		●								
6 - 26		●					●			
7 - 27		●								
7 - 28		●								
8 - 29									●	●
8 - 30									●	●
8 - 31									●	●
9 - 32									●	●
10 - 33									●	
10 - 34									●	●
10 - 35									●	
10 - 36									●	●

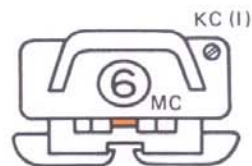
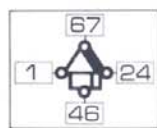


3. FAIR ISLE PATTERNS
NORWEGER-MUSTER
MOTIFS JACQUARD

NOORSE PATRONEN
DISEGNI JACQUARDS
TEJIDO JACQUARD


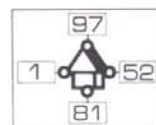
● Card No.1-1




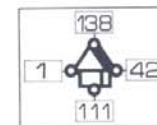
● Card No.1-2



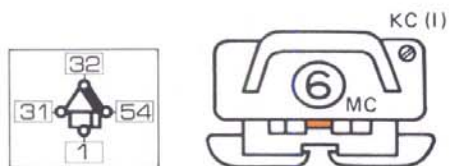

● Card No.1-3



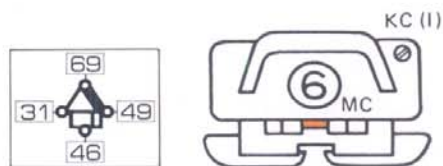

● Card No.1-4



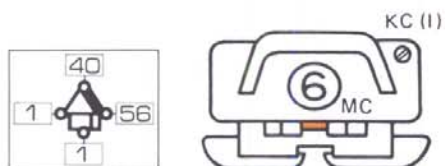
● Card No.1-5



● Card No.1-6



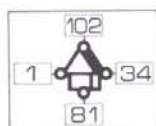
● Card No.2-7




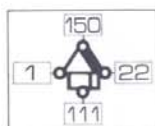
● Card No.2-8



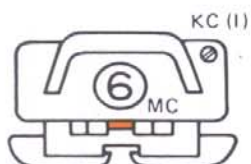
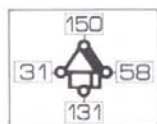
● Card No.2-9




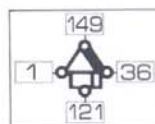


● Card No.2-10



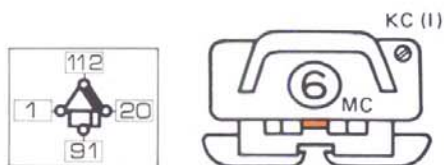

● Card No.2-11




● Card No.3-14



● Card No.4-16



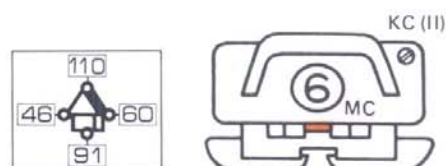
● Card No.4-18



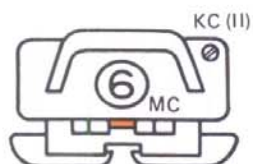
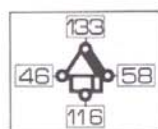
● Card No.5-20




● Card No.5-21



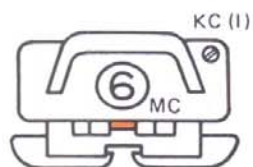
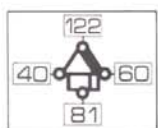
● Card No.5-22




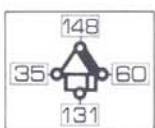

● Card No.6-24



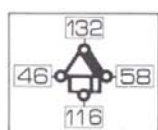

● Card No.6-25



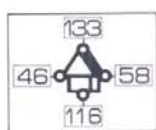

● Card No.6-26



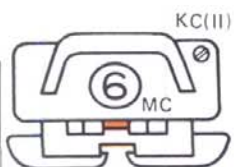
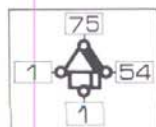
● Card No.5-22



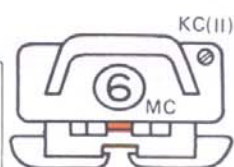
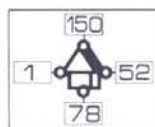

● Card No.5-22



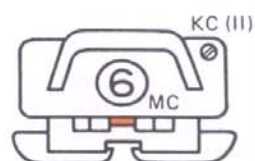


● Card No.6-23



● Card No.7-28



● Card No.3-13



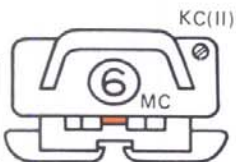
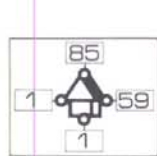
● Card No.3-13



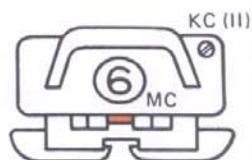
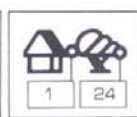
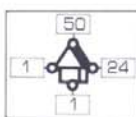

● Card No.3-13



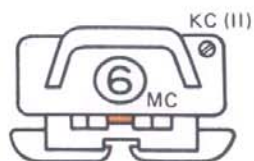
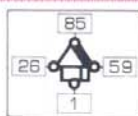

● Card No.4-15



● Card No.4-15




● Card No.4-15



● Card No.4-17



● Card No.4-17




● Card No.4-17



● Card No.4-17



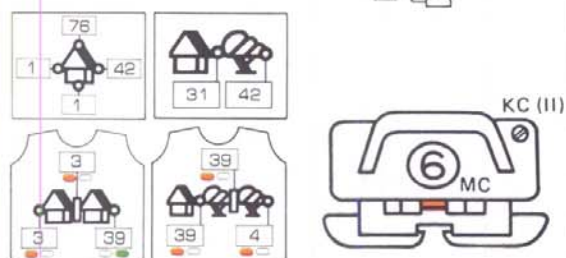
● Card No.5-19




● Card No.5-19



● Card No.5-19



● Card No.5-19



● Card No.7-27



(How to make the reflecting pattern No. 7-27.)

1. After entering PATTERN PROGRAMMING enter number 75.
2. Push CF key and knit pattern.
3. When "■" mark in memo window appears at card inlet, change the main colour yarn to the contrast yarn.

(Wie strickt man die strahlenbrechenden Muster Nr. 7-27.)

1. Nachdem Sie das Muster programmiert haben, drücken Sie die Zahl 75.
2. Drücken Sie die CF Taste und stricken Sie jetzt Ihr Muster.
3. Wenn beim Zurücklaufen der Musterkarte ein "■" im nummerierten Feld am linken Kartenrand am Musterkartenschlitz erscheint, wechseln Sie die Grund- und Schmuckfarbe gegeneinander aus.

(Comment réaliser le motif réfléchi N° 7-27)

1. Après avoir terminé la programmation du motif, entrez 75.
2. Poussez la touche CF et tricotez le motif.
3. Quand la marque "■" de la fenêtre mémoire apparaît au niveau de la fente après avoir reporté la carte de motifs, inversez les fils de couleur principale et de seconde couleur.

(het maken van het gespiegelde patroon no. 7-27.)

1. nadat u het patroon geprogrammeerd heeft, slaat u het getal 75 aan.
2. druk de CF toets in en begin het patroon te breien.
3. als bij het draaien van de patroonkaart aan de linkerkant een "■" teken verschijnt in het raampje, dient u de

● Card No.7-27



hoofdkleur en de bijkleur te verwisselen.

(Come realizzare disegni riflessibili No. 7-27.)

1. Dopo aver finito programmazione del disegno, entrare 75.
2. Premere tasto CF ed iniziare lavorazione a disegno.
3. Quando il simbolo "■" appare al finestrino dell'inizio della scheda e dopo averla girata, sostituire il filo principale col filo del secondo colore.

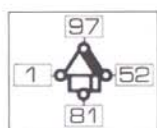
(Come hacer el patrón de reflejo Nr. 7-27)

1. Después de entrar la programación de patrones, entre número 75.
2. Empuje la llave CF y teja el patrón.
3. Cambie la lana del color principal a la del color contraste, cuando "■" aparece en la ranura de la ficha.

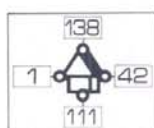

4. TUCK STITCH PATTERNS
FANG-PATENT-MUSTER
MOTIFS AU POINT TUCK

PATENTSTEEKPATRONEN
DISEGNI PUNTO A PIEGHE
PUNTO TUCK

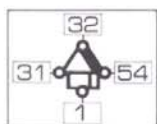

● Card No.1-3



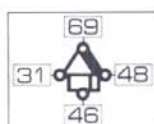
● Card No.1-4



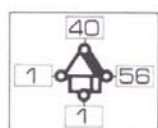
● Card No.1-5



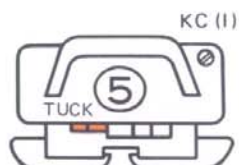
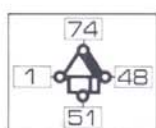

● Card No.1-6



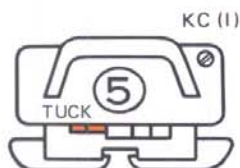
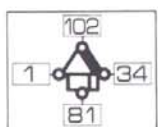

● Card No.2-7



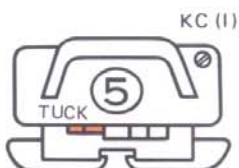
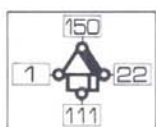
● Card No.2-8



● Card No.2-9



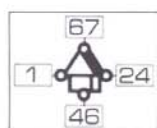

● Card No.2-10



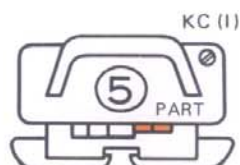
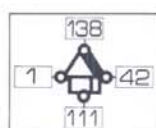
5. SKIP STITCH PATTERNS
 VORLEGEMUSTER
 MOTIFS AU POINT SKIP

VANGSTEEKPATRONEN
 DISEGNI A PUNTO SALTATO
 PUNTO ALZADO

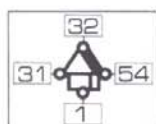
● Card No.1-2



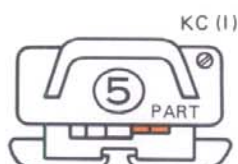
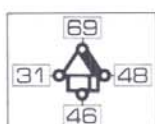
● Card No.1-4



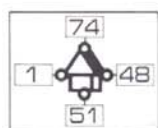
● Card No.1-5



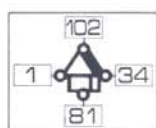
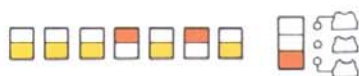
● Card No.1-6



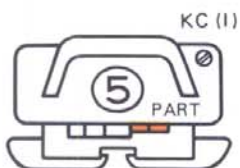
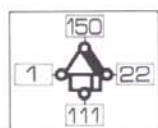
● Card No.2-8



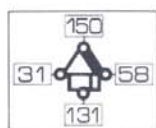
● Card No.2-9



● Card No.2-10



● Card No.2-11




● Card No.1-6




● Card No.2-8



● Card No.2-9



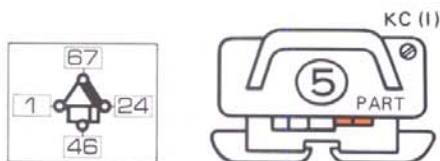

● Card No.2-10




7. MULTI-COLOUR SKIP STITCH PATTERNS
MEHRFARBIGE VORLEGEMUSTER
MOTIFS SKIP MULTICOLORES

MEERKLEURIGE VANGSTEEKPATRONEN
DISEGNI A PUNTO SALTATO MULTICOLORI
PUNTO ALZADO DE MULTI-COLORES


● Card No.1-2



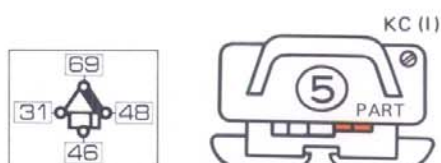

● Card No.1-4



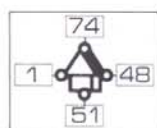

● Card No.1-5



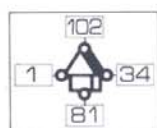

● Card No.1-6



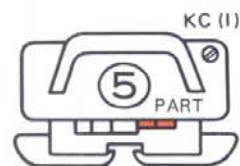
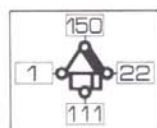
● Card No.2-8



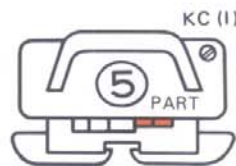
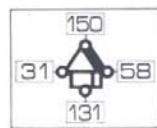
● Card No.2-9



● Card No.2-10



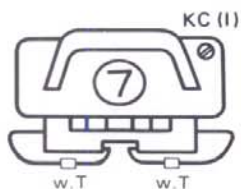
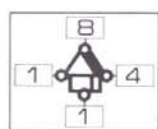

● Card No.2-11



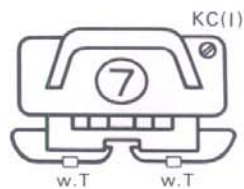
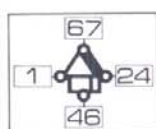
8. WEAVING PATTERNS
WEBMUSTER
TISSAGE A MOTIFS

WEEFPATRONEN
DISEGNI PUNTO TESSUTO
TEJIDOS DE HEBRA INTERCALADA

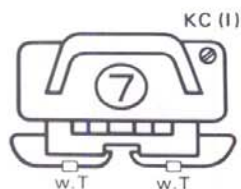
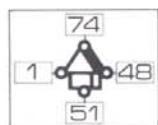

● Card No.1-1



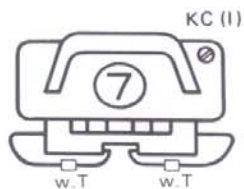
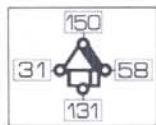

● Card No.1-2



● Card No.2-8




● Card No.2-11




9. PLATINGTUCK STITCH PATTERNS
 PLATTIEREN-FANG-PATENT-MUSTER
 TRICOT A MOTIFS DOUBLE-FACE

JACQUARDPATRONEN
 DISEGNI PUNTO A PIEGHE PLACCATO
 PUNTO TUCK CON PUNTO REVERSIBILE


● Card No.1-2



● Card No.1-5



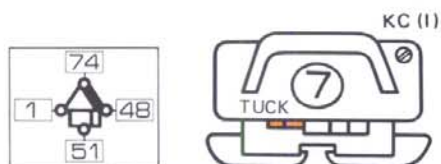

● Card No.1-6





● Card No.2-7



● Card No.2-8



● Card No.2-9



● Card No.2-10



● Card No.2-11



10. LACE PATTERNS

LOCHMUSTER

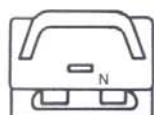
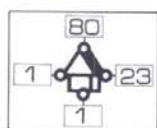
DENTELLE OUVERTE OU NORMALE

KANTPATRONEN


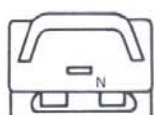
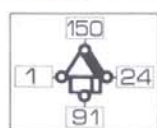

DISEGNI USO PIZZO

TEJIDOS CALADOS

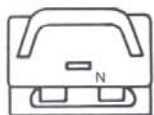
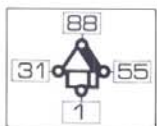
● Card No.8-29




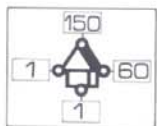
● Card No.8-30



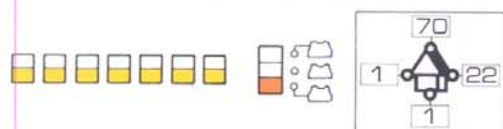
● Card No.8-31




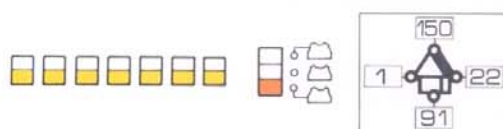
● Card No.9-32



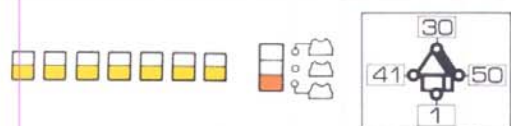

● Card No.10-33



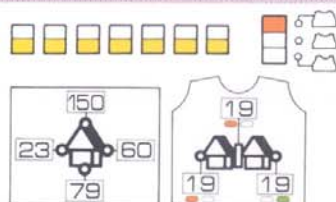
● Card No.10-34



● Card No.10-35




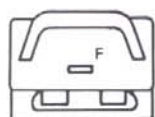

● Card No.10-36



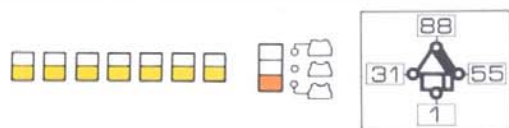

11. FINE LACE PATTERNS
FEINLOCHMUSTER
DENTELLE FERMEE

FIJNE KANTPATRONEN
DISEGNI SPECIALI "FINE LACE"
PATRON DE ENCAJE FINO

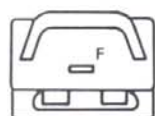
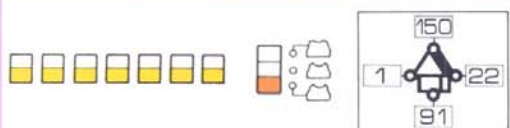

● Card No.8-30




● Card No.8-31



● Card No.10-34



● Card No.10-36



KH-910
411-910
487057001

Printed in Japan