



duomatic 80



duomatic S



Strickmusterheft für DUOMATIC 80, DUOMATIC S und DUOMATIC EB (Einbett)

Bei jedem Muster wird gesondert angegeben, ob es auf DUOMATIC 80, DUOMATIC S oder DUOMATIC EB (Einbett) gestrickt werden kann und ob Zubehör wie U70, U80 oder DECO dazu benötigt wird.

Die Musterbeschreibungen gehen davon aus, dass zu Beginn des Musters auf jeder Nadel in Arbeit eine Masche ist, das heisst, die Maschen müssen dort, wo es nötig ist, nach dem Bördchen oder einem 1:1- oder R/R-Anschlag dem Schema entsprechend umgehängt werden.

Abkürzungen:



Versatzkurbel unten



Versatzkurbel oben



Versatzkurbel 9 Uhr



Schwarze Abstreifer



Orange (rote) Abstreifer

2 R

2 Reihen stricken

4 R

4 Reihen stricken



Eine Umdrehung der Versatzkurbel nach rechts



Zwei Umdrehungen der Versatzkurbel nach rechts



Eine Umdrehung der Versatzkurbel nach links



Vor Beginn des Musters hinteres Bett ganz nach rechts versetzen



Maschen von hinten nach vorne umhängen



Maschen von vorne nach hinten umhängen



U80 Schalterstellung

col 1

Erste Farbe

col 2

Zweite Farbe



Nur mit vorderem Schloss

×

Am Schluss diese Maschen auflösen

Album de points pour DUOMATIC 80, DUOMATIC S et DUOMATIC EB (simple fonture)

Après de chaque illustration nous avons indiqué si ce dessin peut être réalisé avec DUOMATIC 80, DUOMATIC S ou DUOMATIC EB (simple fonture) et avec des accessoires comme U70, U80 ou DECO.

Pour avoir une maille sur chaque aiguille en travail, il faut transférer les mailles après le montage en côte bonneterie ou en côte 1:1.

Abréviations:



Manivelle de chevalement en bas



Manivelle de chevalement en haut



Manivelle de chevalement 9 heures



Abaisseurs noirs



Abaisseurs orange (rouges)

2 R

Tricoter 2 rangs

4 R

Tricoter 4 rangs



Chevaler un tour de manivelle à droite



Chevaler deux tours de manivelle à droite



Chevaler un tour de manivelle à gauche



Avant de commencer, déplacer la fonture arrière tout à fait à droite



Transférer d'arrière à l'avant



Transférer d'avant à l'arrière



Position de la manette d'U80

col 1

Couleur 1

col 2

Couleur 2



Travailler uniquement avec le chariot avant

×














A la fin défaire ces mailles

Stitch Pattern Book for DUOMATIC 80, DUOMATIC S and DUOMATIC EB (single-bed)

You will notice that for each pattern we have indicated whether it can be knitted on the DUOMATIC 80, DUOMATIC S or DUOMATIC EB (single-bed), and whether an accessory like the U70, U80 or DECO is needed.

Our pattern descriptions require that before commencing a pattern, every needle in Working Position must carry a stitch. In other words, after knitting a border or after a tubular cast-on in 1:1 division or with all the needles, the stitches have to be transferred to correspond with the diagram.

Abbreviations:

-  Racking handle down
-  Racking handle up
-  Racking handle in 9 o'clock position
-  Black strippers
-  Orange (red) strippers
- 2 R Knit 2 rows
- 4 R Knit 4 rows
-  Racking handle one full turn to the right
-  Racking handle two full turns to the right
-  Racking handle one full turn to the left
-  Rack back bed to the extreme right before commencing pattern
-  Transfer stitches from back to front
-  Transfer stitches from front to back
-  U80 lever position
- col 1 First colour
- col 2 Second colour
-  With front lock alone
- × When finished, unravel these stitches

Album dei punti per DUOMATIC 80, DUOMATIC S e DUOMATIC EB (1a frontura)

Accanto ad ogni illustrazione è indicato se il disegno può essere realizzato con DUOMATIC 80, DUOMATIC S o DUOMATIC EB (1a frontura) e con accessori come U 70, U 80 o DECO.

Per avere una maglia su ogni ago in lavoro bisogna trasferire le maglie dopo il montaggio in maglia unita o in costa 1:1.

Abbreviazioni:



Manovella di spostamento in basso



Manovella di spostamento in alto



Manovella di spostamento 9 ore



Abbassatori neri



Abbassatori arancione (rossi)

2 R

Lavorare 2 righe

4 R

Lavorare 4 righe



Spostare di un giro di manovella a destra



Spostare di due giri di manovella a destra



Spostare di un giro di manovella a sinistra



Prima di iniziare spostare la frontura dietro completamente a destra



Trasferire dal dietro sul davanti



Trasferire dal davanti sul dietro



Posizione della levetta dell'U 80

col 1

Colore 1

col 2

Colore 2



Lavorare solo con il carrello davanti

×

Alla fine disfare queste maglie

Album de puntos para DUOMATIC 80, DUOMATIC S y DUOMATIC EB (frontura simple)

En cada dibujo indicamos si puede ser tejido en DUOMATIC 80, DUOMATIC S o DUOMATIC EB (simple frontura) y si se necesitan accesorios como U70, U80 o DECO.

Las descripciones de los dibujos parten del hecho de que al comienzo del dibujo se encuentre un punto en cada ag en trabajo, es decir que los puntos deberán ser transferidos correspondientemente al esquema, siempre que sea necesario, después de un ribete en 1:1, un elástico o un montaje en jersey doble.

Abreviaciones:



Palanca de raqueo abajo



Palanca de raqueo arriba



Palanca de raqueo 9 horas



Abrazaderas negras



Abrazaderas anaranjadas (rojas)

2 R

Tejer 2 pasadas

4 R

Tejer 4 pasadas



Una vuelta de la palanca de raqueo hacia la derecha



Dos vueltas de la palanca de raqueo hacia la derecha



Una vuelta de la palanca de raqueo hacia la izquierda



Antes de comenzar el dibujo, desplazar la cama trasera completamente hacia la derecha



Transferir los puntos de detrás hacia delante



Transferir los puntos de delante hacia atrás



U 80 posición del interruptor

col 1

Primer color

col 2

Segundo color



Sólo con carro delantero

×














Al final destejer estos puntos

Album de Pontos para a DUOMATIC 80, DUOMATIC S e DUOMATIC EB (leito simples)

Junto a cada ilustração, encontra-se a indicação, se o desenho pode ser executado com a DUOMATIC 80, DUOMATIC S ou DUOMATIC EB (leito simples) e com os acessórios como U70, U80 ou DECO.

Para poder ter uma malha em cada agulha em posição de trabalho, é necessário transferir as malhas depois de ter feito a montagem do jersey ou canelado 1:1.

Abreviaturas:

-  Manivela de desnivelamento da agulha em baixo
-  Manivela de desnivelamento da agulha ao alto
-  Manivela de desnivelamento da agulha na posição do ponteiro do relógio nas 9 horas
-  Abaixadores pretos
-  Abaixadores laranja (encarnados)
- 2 R Tricotar duas carreiras
- 4 R Tricotar 4 carreiras
- 1  Dar uma volta de manivela para a direita
- 2  Dar duas voltas de manivela para a direita
- 1  Dar uma volta de manivela para a esquerda
-  Antes de começar, deslocar o leito de trás todo para a direita
-  Transferir as malhas de trás para a frente
-  Transferir as malhas da frente para trás
-  Posição de manípulo do U80
- col 1 Côr 1
- col 2 Côr 2
-  Trabalhar unicamente com o carro da frente
- × No fim, desfazer estas malhas

Modellenboek voor DUOMATIC 80, DUOMATIC S en DUOMATIC EB (enkelbed)

Bij ieder patroon wordt afzonderlijk aangegeven of het op DUOMATIC 80, DUOMATIC S of DUOMATIC EB (enkelbed) kan worden gebreid en of hulpstukken nodig zijn zoals U 70 slot, U 80 slot of DECO.

Bij de patroonbeschrijving, wordt er van uitgegaan, dat er bij het begin van het patroon op iedere in werking zijnde naald een steek hangt d.w.z., dat de steken daar waar het nodig is, na het bordje of een 1:1 of R/R opzet moeten worden verhangen overeenkomstig het schema.

Afkortingen:



Verzetslinger onder



Verzetslinger boven



Verzetslinger 9 uur



Zwarte afstrijker



Oranje (rode) afstrijker

2 R

2 Toeren breien

4 R

4 Toeren breien



Een hele slag met de verzetslinger naar rechts



Twee hele slagen met de verzetslinger naar rechts



Een hele slag met de verzetslinger naar links



3210123

Voor de aanvang van het patroon, achterste bed geheel naar rechts verzetten



Steken van achter naar voor overhangen



Steken van voor naar achter overhangen



U 80 schakelpositie

col 1

Eerste kleur

col 2

Tweede kleur



Alleen met voorslot

×

Aan het eind deze steken uithalen

Neulemallilehti DUOMATIC 80:lle, DUOMATIC S:lle ja yksitaso DUOMATIC:lle

Jokaisessa mallissa mainitaan erityisesti, voidaanko se neuloa DUOMATIC 80:llä, DUOMATIC S:llä tai yksitasoisella DUOMATIC:illa, ja tarvitaanko lisälaitteita, kuten U70:tä, U80:tä tai DECOA.

Mallien ohjeet perustuvat siihen, että mallikuvion alussa on jokaisella neulalla silmukka, mikä tarkoittaa, että silmukat täytyy tarpeen tullen reunuksessa, resorin tai kaikkien neulojen resorin jälkeen siirtää mallin vaatimalle jaolle.

Lyhennyksiä:



Venkausveivi alhaalla



Venkausveivi ylhäällä



Venkausveivi luo 9:ssä



Mustat alaspainimet



Oranssit (pun.) alaspainimet

2 R

Neulo 2 kerrosta

4 R

Neulo 4 kerrosta



Venkaus 1 kierros oikealle



Venkaus 2 kierrosta oikealle



Venkaus 1 kierros vasemmalle



Mallin alussa pitää takataso vengata äärimmäisen oikealle



Silmukat siirretään takatasolta eteen



Silmukat siirretään etutasolta taakse



U80 kytkinasento

col 1

1. väri

col 2

2. väri



Vain etulukolla

×

Lopuksi irroitetaan nämä silmukat


DUOMATIC 80/S



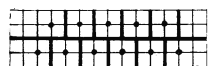
2 R $\frac{EX}{EX}$



2 R $\frac{EX}{EX}$



DUOMATIC 80/S



2 R $\frac{N}{AX}$ col 2


2 R $\frac{N}{N}$ col 1

2 R $\frac{N}{AX}$ col 3

2 R $\frac{N}{N}$ col 1



DUOMATIC 80/S





2 R $\frac{N}{AX\leftarrow}$ col 1

2 R $\frac{N}{AX}$ col 1


2 R $\frac{N}{AX\leftarrow}$ col 2

2 R $\frac{N}{AX}$ col 2






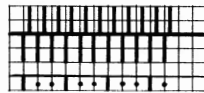
DUOMATIC 80/S




6 R $\frac{N}{N}$ col 1
 2 R $\frac{GX}{BX}$ col 1
 2x { 2 R $\frac{GX}{BX \leftarrow}$ col 2
 2 R $\frac{GX}{BX \leftarrow}$ col 1




DUOMATIC 80/S



2 R $\frac{N}{FX}$
 1 \curvearrowright
 2 R $\frac{N}{FX}$
 1 \curvearrowright



DUOMATIC 80/S



$\frac{CX}{BX \leftarrow}$

DUOMATIC 80/S




2 R $\frac{N}{EX}$

1

2 R $\frac{N}{EX}$

1




DUOMATIC 80/S



2x $\left[\begin{array}{l} 2 R \frac{EX}{N} \\ 1 \text{ \end{array} \right.$

2x $\left[\begin{array}{l} 2 R \frac{EX}{N} \\ 1 \text{ \end{array} \right.$

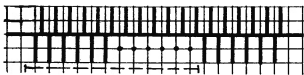
12 R $\frac{EX}{N}$



DUOMATIC 80/S





3210123



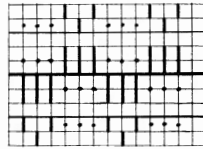
6x $\left[\begin{array}{l} 2 R \frac{N}{N} \\ 1 \text{ \end{array} \right.$

6x $\left[\begin{array}{l} 2 R \frac{N}{N} \\ 1 \text{ \end{array} \right.$







DUOMATIC 80



$\frac{AX \leftarrow}{AX \leftarrow}$




DUOMATIC 80/S




10 R $\frac{N}{N}$

2 R $\frac{N}{AX \leftarrow}$

2 R $\frac{N}{AX}$

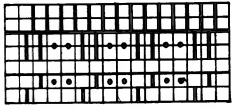


DUOMATIC 80



$\frac{BX \leftrightarrow}{BX \leftrightarrow}$

DUOMATIC 80/S




2 R $\frac{N}{AX \leftarrow}$


1 \curvearrowright

2 R $\frac{N}{AX \leftarrow}$

1 \curvearrowright

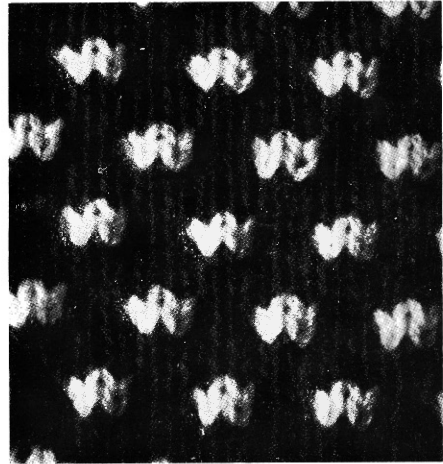


DUOMATIC 80/S/EB




4 R $\frac{GX}{N}$ col 1

2 R $\frac{GX}{AX \leftarrow}$ col 2





DUOMATIC 80/S



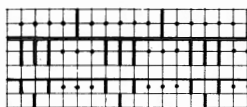
4 R $\frac{N}{AX \leftarrow}$

4 R $\frac{N}{AX}$






DUOMATIC 80/S



$\frac{N}{AX \leftarrow}$




DUOMATIC 80/S

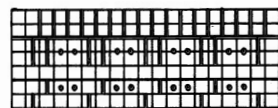


2 R $\frac{N}{AX \leftarrow}$ col 1

2 R $\frac{N}{AX \leftarrow}$ col 2



DUOMATIC 80/S




$\frac{N}{AX \leftarrow}$

DUOMATIC 80/S



4 R $\frac{N}{AX}$

2 R $\frac{N}{N}$




DUOMATIC 80/S



8 R $\frac{N}{AX\leftarrow}$

8 R $\frac{N}{N}$








DUOMATIC 80/S/EB



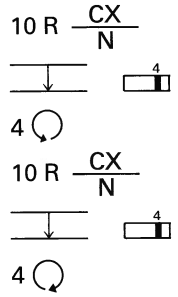
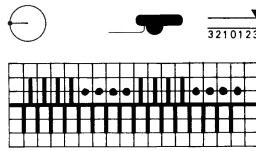
2 R $\frac{GX}{AX\leftarrow}$ col 1

2 R $\frac{GX}{AX\leftarrow}$ col 2

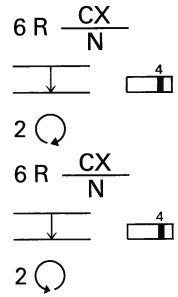
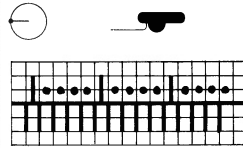




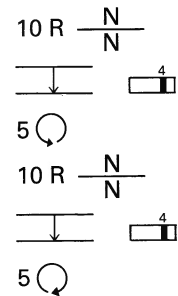
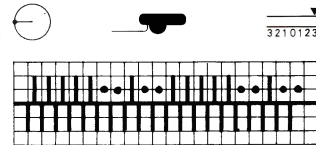
DUOMATIC 80/S U70/80



DUOMATIC 80/S U70/80




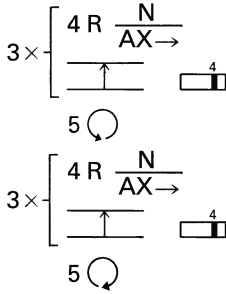
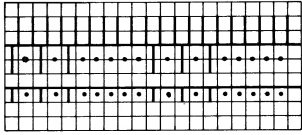
DUOMATIC 80/S U70/80




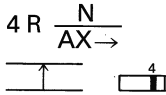
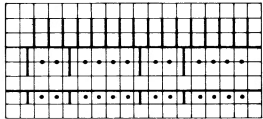
DUOMATIC 80/S U70/80




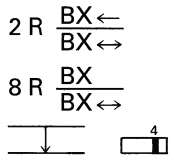
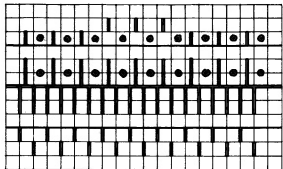
3210123




DUOMATIC 80/S U70/80

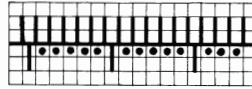


DUOMATIC 80 U70/80





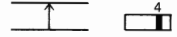
DUOMATIC 80/S U70/80



1 R $\frac{N}{N}$

4 R $\frac{N}{AX}$

1 R $\frac{N}{N}$




3


1 R $\frac{N}{N}$

4 R $\frac{N}{AX}$

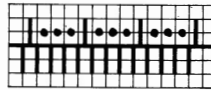
1 R $\frac{N}{N}$



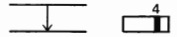
3




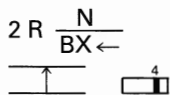

DUOMATIC 80/S U70/80



4 R $\frac{CX}{N}$




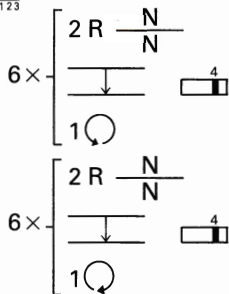
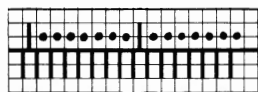
DUOMATIC 80/S U70/80




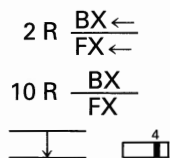

DUOMATIC 80/S U70/80




3210123

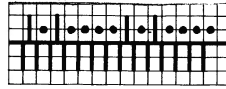


DUOMATIC 80 U70/80

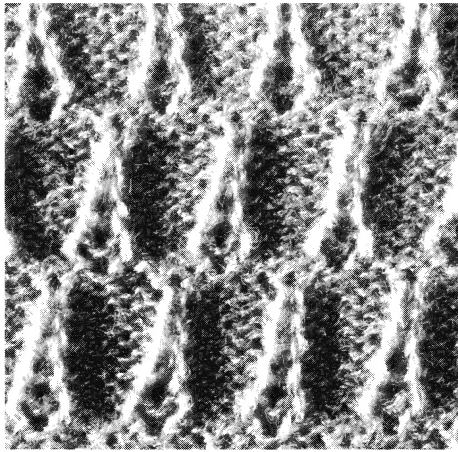
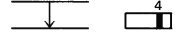




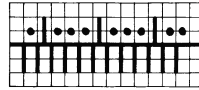
DUOMATIC 80/S U70/80




4 R $\frac{N}{N}$



DUOMATIC 80/S U70/80




10 R $\frac{CX}{N}$




2 \bigcirc

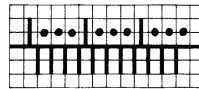
10 R $\frac{CX}{N}$



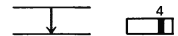
2 \bigcirc




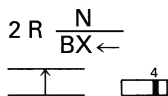
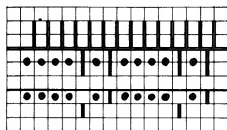
DUOMATIC 80/S U70/80



2 R $\frac{N}{N}$




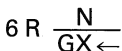
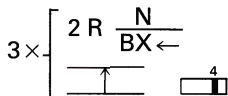
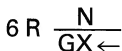
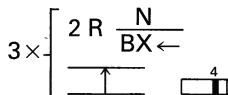
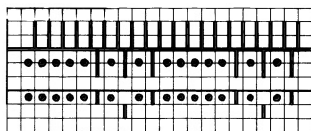
DUOMATIC 80/S U70/80





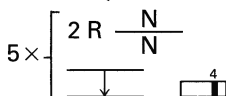
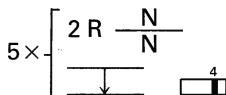
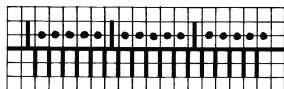
DUOMATIC 80/S U70/80




3210123

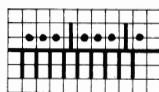


DUOMATIC 80/S U70/80





DUOMATIC 80/S U70/80

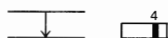


6 R $\frac{CX}{N}$




2 \odot

6 R $\frac{CX}{N}$



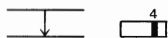
2 \odot



DUOMATIC 80/S U70/80



8 R $\frac{EX}{N}$




3 \odot

8 R $\frac{EX}{N}$



3 \odot



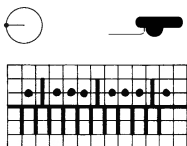
DUOMATIC 80/S U70/80



4 R $\frac{N}{N}$



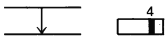
DUOMATIC 80/S U70/80




1 R $\frac{N}{N}$

2 R $\frac{AX}{N}$

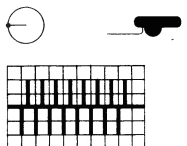
1 R $\frac{N}{N}$



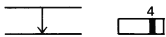
6 R $\frac{GX}{N}$




DUOMATIC 80/S U70/80



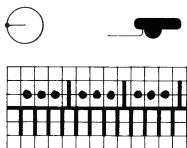
8 R $\frac{EX}{N}$



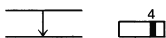
6 R $\frac{GX}{N}$



DUOMATIC 80/S U70/80

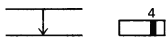


4 R $\frac{N}{N}$





1 \bigcirc

4 R $\frac{N}{N}$

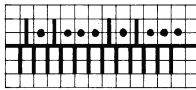


1 \bigcirc

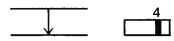




DUOMATIC 80/S U70/80



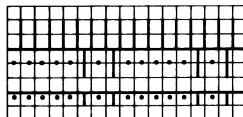
$$4 R \frac{N}{N}$$



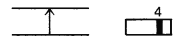
DUOMATIC 80/S U70/80



3210123

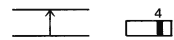


$$4 R \frac{N}{AX \rightarrow}$$





$$4 \text{ } \bigcirc$$

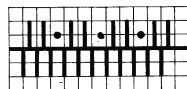
$$4 R \frac{N}{AX \rightarrow}$$



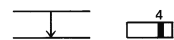
$$4 \text{ } \bigcirc$$



DUOMATIC 80/S U70/80

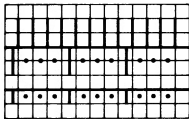



$$8 R \frac{N}{N}$$




$$6 R \frac{GX}{N}$$

DUOMATIC 80/S U70/80

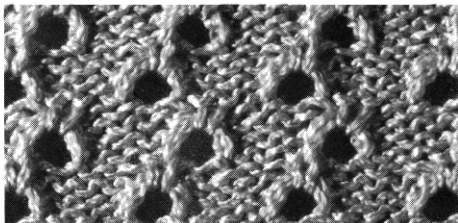



4 R $\frac{N}{AX \rightarrow}$


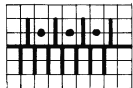
1 \bigcirc


4 R $\frac{N}{AX \rightarrow}$


1 \bigcirc




DUOMATIC 80/S U70/80

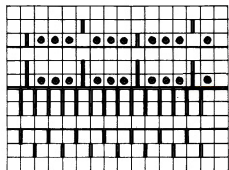


10 R $\frac{N}{N}$


6 R $\frac{GX}{N}$

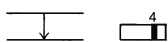



DUOMATIC 80 U70/80




2 R $\frac{BX \leftarrow}{BX \leftrightarrow}$

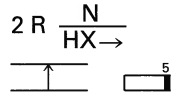
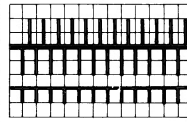
8 R $\frac{BX}{BX \leftrightarrow}$








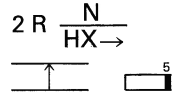
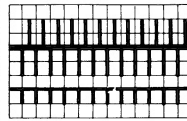
DUOMATIC 80/S DECO U80




DECO 76



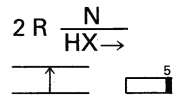
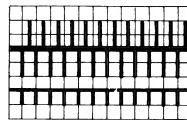
DUOMATIC 80/S DECO U80



DECO 88


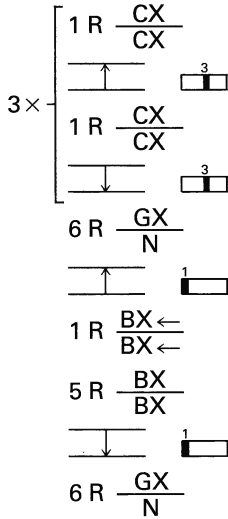
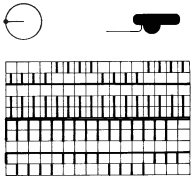


DUOMATIC 80/S DECO U80


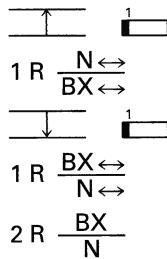
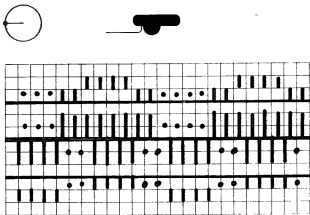



DECO 36

DUOMATIC 80 U80



DUOMATIC 80 U80


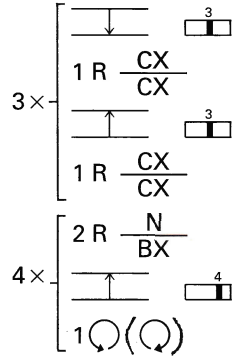
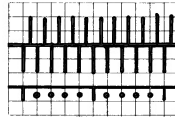





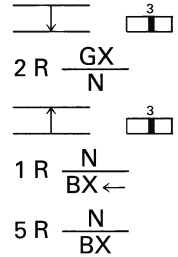
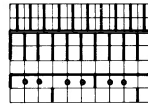
DUOMATIC 80/S U80



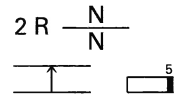
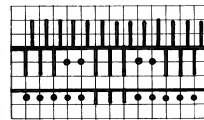
3210123




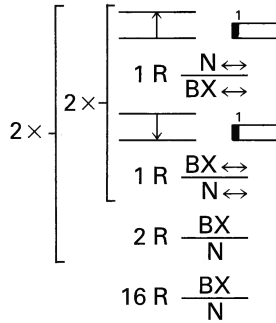
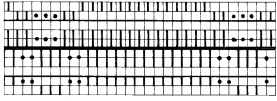
DUOMATIC 80/S U80




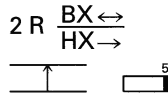
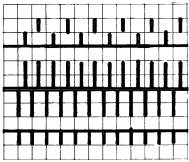
DUOMATIC 80/S U80



DUOMATIC 80 U80


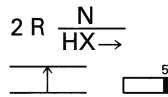



DUOMATIC 80 DECO U80





DECO 75

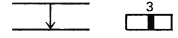
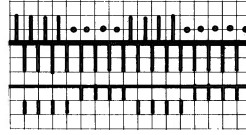
DUOMATIC 80/S DECO U80



DECO 49

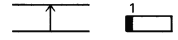


DUOMATIC 80/S U80




3 R $\frac{GX}{N}$

1 R $\frac{GX}{N \leftrightarrow}$

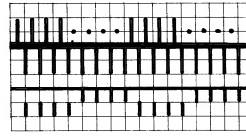


1 R $\frac{N}{BX \leftrightarrow}$

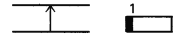
3 R $\frac{N}{BX}$





DUOMATIC 80/S U80



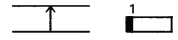
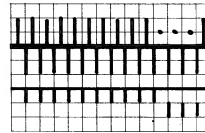
1 R $\frac{CX}{N \leftrightarrow}$



1 R $\frac{CX}{BX \leftrightarrow}$




DUOMATIC 80/S U80



1 R $\frac{N}{BX \leftrightarrow}$

11 R $\frac{N}{BX}$



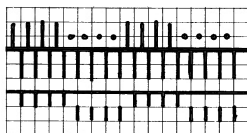
3 R $\frac{GX}{N}$

1 R $\frac{GX}{N \leftrightarrow}$


DUOMATIC 80/S U80



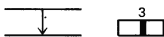
3210123



1 R $\frac{CX}{N}$




1 R $\frac{CX}{BX \leftrightarrow}$



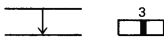
2 × $\left[\begin{array}{l} 1 R \frac{CX}{N \leftrightarrow} \\ 1 R \frac{CX}{BX \leftrightarrow} \end{array} \right]$



4 × \bigcirc



1 R $\frac{CX}{BX \leftrightarrow}$




1 R $\frac{CX}{N \leftrightarrow}$




2 × $\left[\begin{array}{l} 1 R \frac{CX}{N \leftrightarrow} \\ 1 R \frac{CX}{BX \leftrightarrow} \end{array} \right]$



4 × \bigcirc




DUOMATIC 80/S U80





1 R $\frac{N}{BX \leftarrow}$

4 R $\frac{N}{BX}$


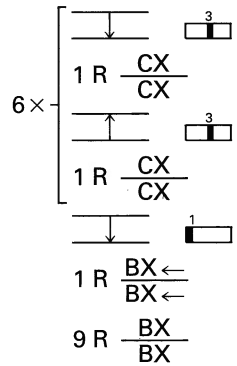



1 R $\frac{GX}{N \leftrightarrow}$


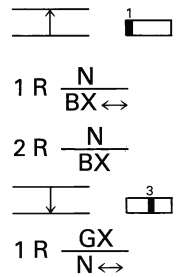
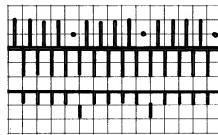




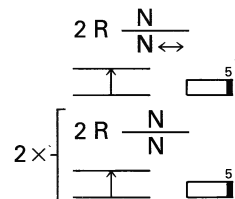
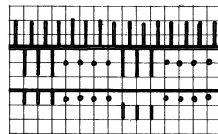
DUOMATIC 80 U80



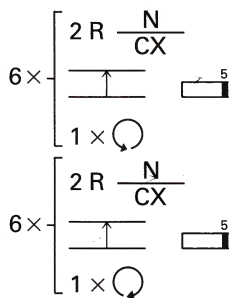
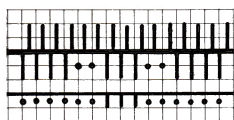
DUOMATIC 80/S U80



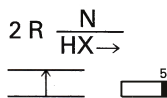
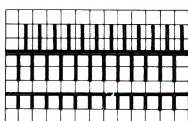
DUOMATIC 80/S U80




DUOMATIC 80/S U80




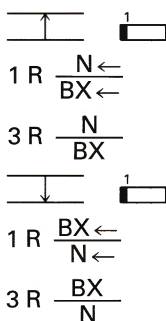
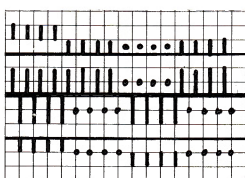
DUOMATIC 80/S DECO U80




DECO 79



DUOMATIC 80 U80

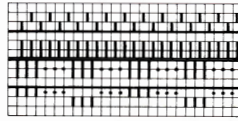




DUOMATIC 80




3210123




6 × $\begin{matrix} 2 R & \frac{BX \leftrightarrow}{BX \leftarrow} & \text{col 1} \\ 2 R & \frac{BX \leftrightarrow}{BX \leftarrow} & \text{col 2} \\ 1 \times \text{⌚}$


6 × $\begin{matrix} 2 R & \frac{BX \leftrightarrow}{BX \leftarrow} & \text{col 1} \\ 2 R & \frac{BX \leftrightarrow}{BX \leftarrow} & \text{col 2} \\ 1 \times \text{⌚}$




DUOMATIC 80/S



4 R $\frac{N}{AX}$ col 1
2 R $\frac{GX}{N \leftarrow}$ col 2

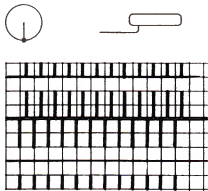


DUOMATIC 80/S




2 R $\frac{EX}{EX}$
1 ⌚
2 R $\frac{EX}{EX}$
1 ⌚

DUOMATIC 80

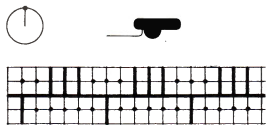


2 R $\frac{AX \leftarrow}{AX \leftarrow}$ col 1

2 R $\frac{AX \leftarrow}{AX \leftarrow}$ col 2




DUOMATIC 80/S

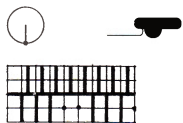


6 R $\frac{N}{AX}$

2 R $\frac{N}{N}$





DUOMATIC 80/S



6 R $\frac{N}{N}$ col 1

6 R $\frac{N}{GX}$ col 2







DUOMATIC 80/S



$$2 \times \left[\begin{array}{l} 2 R \frac{N}{EX} \\ 1 \times \text{C} \end{array} \right]$$


$$2 \times \left[\begin{array}{l} 2 R \frac{N}{EX} \\ 1 \text{C} \end{array} \right]$$


DUOMATIC 80




$$2 R \frac{AX}{AX \leftarrow} \text{col 1}$$

$$2 R \frac{N}{N} \text{col 2}$$

$$4 \times \left[\begin{array}{l} 2 R \frac{AX}{AX} \text{col 1} \\ 2 R \frac{N}{N} \text{col 2} \end{array} \right]$$


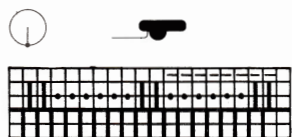
DUOMATIC 80/S



$$2 R \frac{N}{AX \leftarrow}$$

$$2 R \frac{N}{AX}$$

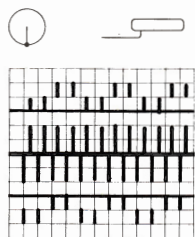
DUOMATIC 80/S



$$3 \times \left[\begin{array}{l} 2 R \frac{N}{N} \text{ col 1} \\ 1 \text{ } \end{array} \right]$$

$$3 \times \left[\begin{array}{l} 2 R \frac{N}{N} \text{ col 2} \\ 1 \text{ } \end{array} \right]$$


DUOMATIC 80



$$2 R \frac{N \leftarrow}{N \leftarrow} \text{ col 1}$$

$$6 R \frac{BX}{BX} \text{ col 2}$$

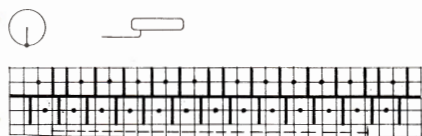
$$2 R \frac{N \leftarrow}{N \leftarrow} \text{ col 1}$$

$$6 R \frac{BX}{BX} \text{ col 3}$$

$$2 R \frac{N \leftarrow}{N \leftarrow} \text{ col 1}$$


$$6 R \frac{BX}{BX} \text{ col 4}$$


DUOMATIC 80/S

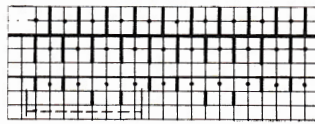


$$5 \times \left[\begin{array}{l} 2 R \frac{EX}{EX} \\ 1 \times \text{ } \\ 2 R \frac{EX}{EX} \\ 1 \times \text{ } \end{array} \right]$$

$$5 \times \left[\begin{array}{l} 2 R \frac{EX}{EX} \\ 1 \times \text{ } \\ 2 R \frac{EX}{EX} \\ 1 \times \text{ } \end{array} \right]$$





DUOMATIC 80/S

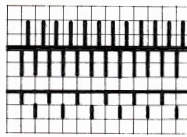


2 R $\frac{N}{AX \leftarrow}$

2 R $\frac{N}{AX}$




DUOMATIC 80/S



4 R $\frac{N}{N}$ col 1

4 R $\frac{AX}{AX}$ col 2



DUOMATIC 80/S



3 R $\frac{N}{N}$

1 R $\frac{N}{AX}$

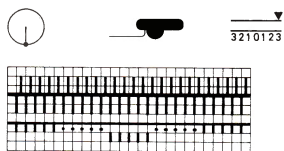
1 x \bigcirc

3 R $\frac{N}{N}$


1 R $\frac{N}{AX}$

1 x \bigcirc

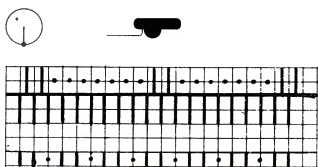
DUOMATIC 80/S




$6 \times \left[\begin{array}{l} 2 R \frac{N}{BX \leftarrow} \text{ col 1} \\ 2 R \frac{N}{BX \leftarrow} \text{ col 2} \\ 1 \times \textcircled{Q} \end{array} \right.$
 $6 \times \left[\begin{array}{l} 2 R \frac{N}{BX \leftarrow} \text{ col 2} \\ 2 R \frac{N}{BX \leftarrow} \text{ col 1} \\ 1 \times \textcircled{Q} \end{array} \right.$



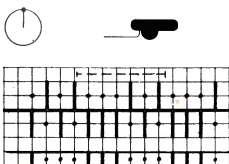
DUOMATIC 80/S




$2 \times \left[\begin{array}{l} 3 R \frac{N}{AX} \\ 1 R \frac{N}{N} \\ 1 \times \textcircled{Q} \end{array} \right.$
 $2 \times \left[\begin{array}{l} 3 R \frac{N}{AX} \\ 1 R \frac{N}{N} \\ 1 \times \textcircled{Q} \end{array} \right.$




DUOMATIC 80/S



$4 R \frac{AX}{N}$
 $6 R \frac{N}{AX}$






DUOMATIC 80/S



3210123




12 R $\frac{EX}{AX \leftarrow}$

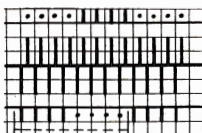
6 × $\left[\begin{array}{l} 2 R \frac{EX}{AX \leftarrow} \\ 1 \times \bigcirc \end{array} \right.$

12 R $\frac{EX}{AX \leftarrow}$

6 × $\left[\begin{array}{l} 2 R \frac{EX}{AX \leftarrow} \\ 1 \times \bigcirc \end{array} \right.$




DUOMATIC 80

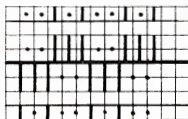


2 R $\frac{AX}{AX}$ col 1

2 R $\frac{N}{N}$ col 2




DUOMATIC 80



4 R $\frac{AX}{N}$


4 R $\frac{N}{AX}$

DUOMATIC 80/S




4 R $\frac{AX}{N}$ col 1

4 R $\frac{N}{AX}$ col 2



DUOMATIC 80/S U70/80



4 R $\frac{N}{AX \rightarrow}$



2 \curvearrowright

4 R $\frac{N}{AX \rightarrow}$




2 \curvearrowright




DUOMATIC 80/S U70/80




$\frac{v}{3210123}$




5 × $\left[\begin{array}{l} 4 R \frac{N}{AX \rightarrow} \\ \text{---} \uparrow \text{---} \end{array} \right]$ 

1 \curvearrowright

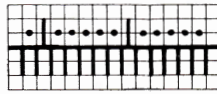
5 × $\left[\begin{array}{l} 4 R \frac{N}{AX \rightarrow} \\ \text{---} \uparrow \text{---} \end{array} \right]$ 

1 \curvearrowright





DUOMATIC 80/S



2 R $\frac{N}{N}$

2

2 R $\frac{AX}{N}$

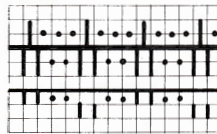
2 R $\frac{N}{N}$

2

2 R $\frac{AX}{N}$




DUOMATIC 80/S



2 R $\frac{N}{N \leftarrow}$

6 R $\frac{N}{AX}$



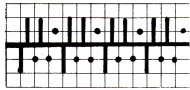
DUOMATIC 80/S/EB



2 R $\frac{GX}{N}$ col 1

2 R $\frac{GX}{AX \leftarrow}$ col 2

DUOMATIC 80/S



4 R $\frac{N}{AX}$

1 × \bigcirc

1 R $\frac{N}{N}$

1 × \bigcirc

1 R $\frac{N}{N}$


4 R $\frac{N}{AX}$

1 × \bigcirc

1 R $\frac{N}{N}$

1 × \bigcirc


1 R $\frac{N}{N}$



DUOMATIC 80/S




3210123

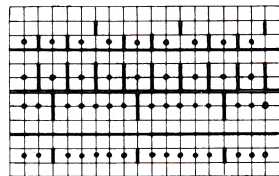


6 × $\left[\begin{array}{l} 2 R \frac{N}{FX} \\ 1 \times \bigcirc \end{array} \right]$

6 × $\left[\begin{array}{l} 2 R \frac{N}{FX} \\ 1 \times \bigcirc \end{array} \right]$




DUOMATIC 80



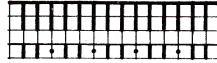
2 R $\frac{BX \leftrightarrow}{AX \leftarrow}$ col 1

2 R $\frac{BX \leftrightarrow}{AX \leftarrow}$ col 2






DUOMATIC 80/S/EB




2 R $\frac{GX}{N}$ col 1

2 R $\frac{GX}{AX}$ col 2



DUOMATIC 80




2 R $\frac{N}{N}$ col 1

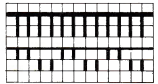
8 R $\frac{N}{AX}$ col 2 (col 4)

2 R $\frac{N}{N}$ col 1

8 R $\frac{AX}{N}$ col 3

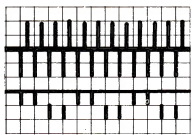


DUOMATIC 80/S/EB



$\frac{GX}{BX \leftarrow}$

DUOMATIC 80/S




4 R $\frac{N}{N}$ col 1

4 R $\frac{AX}{AX}$ col 2



DUOMATIC 80 DECO



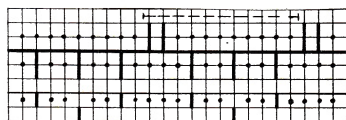
2 R $\frac{BX\leftarrow}{BX\leftarrow}$ col 1

2 R $\frac{BX\leftarrow}{BX\leftarrow}$ col 2

DECO 86




DUOMATIC 80/S



2 R $\frac{N}{AX\leftarrow}$

2 R $\frac{N}{AX}$






DUOMATIC 80 COLOR




$\frac{BX \leftrightarrow}{BX \leftarrow}$ 2x $\left\{ \begin{array}{l} 2 R \text{ col } 1 \\ 2 R \text{ col } 2 \end{array} \right.$

2x $\left\{ \begin{array}{l} 2 R \text{ col } 1 \\ 2 R \text{ col } 3 \end{array} \right.$

2x $\left\{ \begin{array}{l} 2 R \text{ col } 1 \\ 2 R \text{ col } 4 \end{array} \right.$




DUOMATIC 80

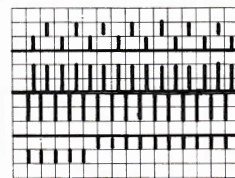


$\frac{BX \leftrightarrow}{BX \leftarrow}$ 17x $\left\{ \begin{array}{l} 2 R \text{ col } 1 \\ 2 R \text{ col } 2 \end{array} \right.$

17x $\left\{ \begin{array}{l} 2 R \text{ col } 2 \\ 2 R \text{ col } 1 \end{array} \right.$




DUOMATIC 80 COLOR



$\frac{BX \leftrightarrow}{BX \leftarrow}$ 5x $\left\{ \begin{array}{l} 2 R \text{ col } 1 \\ 2 R \text{ col } 2 \end{array} \right.$

10x $\left\{ \begin{array}{l} 2 R \text{ col } 2 \\ 2 R \text{ col } 3 \end{array} \right.$

DUOMATIC 80/S/EB

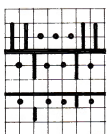


2 R $\frac{GX}{N}$ col 1

6 R $\frac{GX}{AX}$ col 2




DUOMATIC 80/S

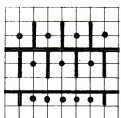


2 R $\frac{N}{AX \leftarrow}$

4 R $\frac{N}{AX}$




DUOMATIC 80/S




4 R $\frac{N}{N}$

8 R $\frac{N}{AX}$






DUOMATIC 80 DECO




DECO 79

2 R $\frac{FX \leftarrow}{HX}$

2 R $\frac{\quad}{HX}$



DUOMATIC 80/S



1 R $\frac{N}{BX \leftarrow}$

3 R $\frac{N}{BX}$


2 R $\frac{\quad}{BX}$

4 R col 1

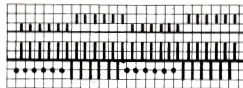
4 R col 2

4 R col 1

4 R col 3



DUOMATIC 80



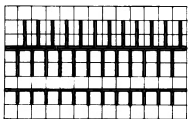
7 × $\left[\begin{array}{l} 2 R \frac{FX}{CX} \\ 2 R \frac{\quad}{CX} \end{array} \right.$

2 R $\frac{FX \rightarrow}{CX}$

2 R $\frac{\quad}{CX}$

6 × $\left(\bigcirc \right) \left(\bigcirc \right)$


DUOMATIC 80/S DECO



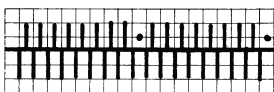
DECO 69

2 R $\frac{N}{HX}$

2 R $\frac{HX}{HX}$




DUOMATIC 80/S



1 R $\frac{N}{N}$

2 R $\frac{N}{N}$

9 R $\frac{N}{GX}$



Nur mit vorderem Schloss arbeiten. Mit allen Maschen auf hinterem Bett beginnen.

Travailler uniquement avec le chariot avant. Commencer avec toutes les mailles sur fonture arrière.


With front lock alone. Start with all stitches on back bed.

Lavorare solo con il carrello davanti. Cominciare con tutte le maglie sulla frontura dietro.


Solo con carro delantero. Con todos los puntos comenzar en la cama trasera.

Trabalhar unicamente com o carro da frente.

Alleen met voorslos. Met alle steken op het achter bet beginnen. Vain etulukolla.



DUOMATIC 80/S




4 R $\frac{N}{AX \leftarrow}$


2 R $\frac{N}{AX}$



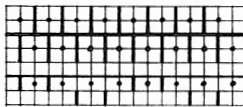
DUOMATIC 80/S



7 x $\left\{ \begin{array}{l} 1 \text{ Q} \\ 1 \text{ R } \frac{EX}{EX} \\ 1 \text{ Q} \\ 1 \text{ R } \frac{EX}{EX} \\ 1 \text{ R } \frac{EX}{EX} \end{array} \right.$



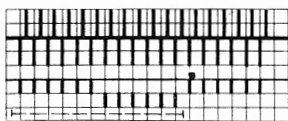
DUOMATIC 80/S




8 R $\frac{N}{FX}$

2 R $\frac{N}{FX \leftarrow}$

DUOMATIC 80/S



$$2 R \frac{N}{BX \leftarrow}$$

$$4 R \frac{N}{BX}$$



DUOMATIC 80/S



$$4 R \frac{N}{EX}$$

$$1 \curvearrowright$$

$$4 R \frac{N}{EX}$$

$$1 \curvearrowright$$



DUOMATIC 80/S




$$2 R \frac{EX}{EX}$$

$$1 \curvearrowright$$

$$2 R \frac{EX}{EX}$$

$$1 \curvearrowright$$




DUOMATIC 80/S




6 R $\frac{EX}{EX}$

1 ×

6 R $\frac{EX}{EX}$

1 ×



DUOMATIC 80/S




3210123

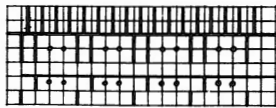


6 × $\left[\begin{array}{l} 2 R \frac{N}{N} \\ 1 \times \text{Circular arrow} \end{array} \right.$

6 × $\left[\begin{array}{l} 2 R \frac{N}{N} \\ 1 \times \text{Circular arrow} \end{array} \right.$



DUOMATIC 80/S



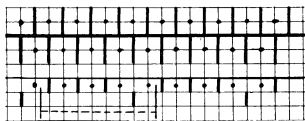
2 R $\frac{N}{AX \leftarrow}$

1 ×

2 R $\frac{N}{AX \leftarrow}$


1 ×

DUOMATIC 80/S

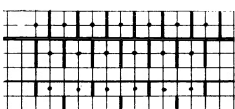


2 R $\frac{N}{AX \leftarrow}$

2 R $\frac{N}{AX}$



DUOMATIC 80/S




2 R $\frac{N}{AX \leftarrow}$ col 1

2 R $\frac{N}{AX}$ col 1

2 R $\frac{N}{AX \leftarrow}$ col 2

2 R $\frac{N}{AX}$ col 2



DUOMATIC 80/S





2 R $\frac{N}{EX}$

1 x \bigcirc

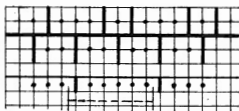
2 R $\frac{N}{EX}$

1 x \bigcirc






DUOMATIC 80/S




4 R $\frac{N}{AX}$

2 R $\frac{N}{N}$




DUOMATIC 80/S




2 R $\frac{N}{N}$

2 R $\frac{N}{AX \leftarrow}$

2 R $\frac{N}{AX}$



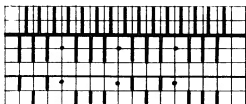
DUOMATIC 80/S



2 R $\frac{N}{AX}$ col 1


2 R $\frac{AX}{N}$ col 2

DUOMATIC 80/S



$$2 R \frac{N}{N \leftarrow}$$

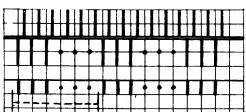
$$4 R \frac{N}{AX}$$



DUOMATIC 80/S




3210123



$$6 \times \left[\begin{array}{l} 4 R \frac{N}{AX \leftarrow} \\ 1 \times \text{Q} \end{array} \right]$$

$$6 \times \left[\begin{array}{l} 4 R \frac{N}{AX \leftarrow} \\ 1 \times \text{Q} \end{array} \right]$$





DUOMATIC 80/S



$$4 R \frac{EX}{N}$$

$$4 R \frac{EX}{AX}$$






DUOMATIC 80/S



2 R $\frac{AX}{N}$

2 R $\frac{N}{AX}$




DUOMATIC 80/S

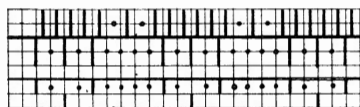


2 × $\left[\begin{array}{l} 2 R \frac{EX}{N} \\ 1 \times \text{Clock} \end{array} \right.$

2 × $\left[\begin{array}{l} 2 R \frac{EX}{N} \\ 1 \times \text{Clock} \end{array} \right.$



DUOMATIC 80/S



2 R $\frac{N}{AX \leftarrow}$

1 × Clock

2 R $\frac{N}{AX \leftarrow}$

1 × Clock


DUOMATIC 80/S




3 × $\left[\begin{array}{l} 2 R \frac{EX}{EX} \\ 1 \textcircled{Q} \end{array} \right]$
3 × $\left[\begin{array}{l} 2 R \frac{EX}{EX} \\ 1 \textcircled{Q} \end{array} \right]$



DUOMATIC 80/S




2 R $\frac{N}{AX \leftarrow}$
2 R $\frac{N}{AX}$




DUOMATIC 80/S

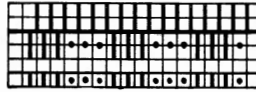


2 R $\frac{N}{EX}$
1 \textcircled{Q}
2 R $\frac{N}{EX}$
1 \textcircled{Q}






DUOMATIC 80/S



$\frac{N}{AX \leftarrow}$




DUOMATIC 80/S

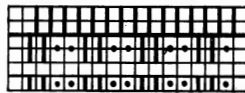


2 R $\frac{N}{AX \leftarrow}$

2 R $\frac{N}{AX}$



DUOMATIC 80/S



4 R $\frac{N}{AX \leftarrow}$

1 \textcircled{Q}

4 R $\frac{N}{AX \leftarrow}$

1 \textcircled{Q}

DUOMATIC 80/S



6 R $\frac{AX}{N}$

2 R $\frac{N}{N}$




DUOMATIC 80/S




2 R $\frac{N}{N\leftarrow}$ col 1

4 R $\frac{N}{AX}$ col 2



DUOMATIC 80





4 R $\frac{AX}{N}$

2 R $\frac{N}{N}$


4 R $\frac{N}{AX}$

2 R $\frac{N}{N}$






DUOMATIC 80/S

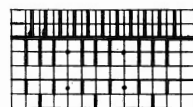


$$2 R \frac{N}{AX \leftarrow}$$

$$2 R \frac{N}{AX}$$




DUOMATIC 80/S




$$4 R \frac{N}{N}$$

$$2 R \frac{N}{AX \leftarrow}$$

$$2 R \frac{N}{AX}$$



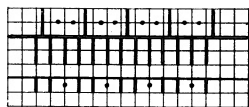
DUOMATIC 80/S



$$2 R \frac{N}{AX \leftarrow}$$

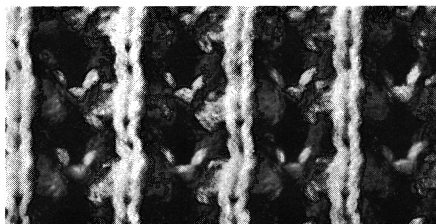
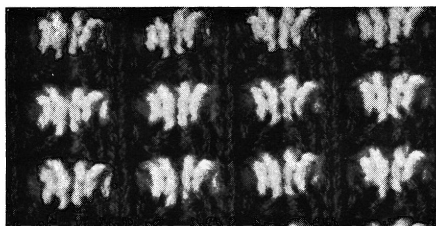
$$4 R \frac{N}{AX}$$

DUOMATIC 80/S

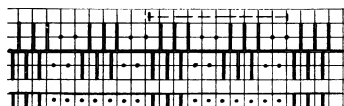


4 R $\frac{N}{AX}$ col 1


4 R $\frac{AX}{N}$ col 2



DUOMATIC 80/S



$\frac{N}{FX}$



DUOMATIC 80/S




2 R $\frac{EX}{EX}$

2 × $\left[\begin{array}{l} 2 R \frac{EX}{EX} \\ 1 \times \text{↻} \end{array} \right]$

2 R $\frac{EX}{EX}$



2 × $\left[\begin{array}{l} 2 R \frac{EX}{EX} \\ 1 \times \text{↻} \end{array} \right]$







DUOMATIC 80/S



8 R $\frac{EX}{EX}$
 1 
 2 R $\frac{EX}{EX}$
 3 ×
 1 
 2 R $\frac{EX}{EX}$



DUOMATIC 80/S



2 R $\frac{N}{AX \leftarrow}$
 2 R $\frac{N}{AX}$





DUOMATIC 80/S



3210123



2 R $\frac{N}{N}$
 4 R $\frac{GX}{N}$
 4 
 2 R $\frac{N}{N}$
 4 R $\frac{GX}{N}$
 4 

DUOMATIC 80/S




2 R $\frac{N}{N}$

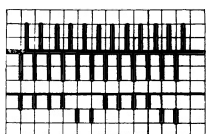
1 \curvearrowright

2 R $\frac{N}{N}$

1 \curvearrowright




DUOMATIC 80/S



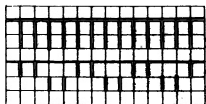
3 × $\left[\begin{array}{l} 2 R \frac{N}{BX \leftarrow} \text{ col 1} \\ 2 R \frac{N}{BX \leftarrow} \text{ col 2} \end{array} \right.$

3 × $\left[\begin{array}{l} 2 R \frac{N}{BX \leftarrow} \text{ col 1} \\ 2 R \frac{N}{BX \leftarrow} \text{ col 3} \end{array} \right.$

3 × $\left[\begin{array}{l} 2 R \frac{N}{BX \leftarrow} \text{ col 1} \\ 2 R \frac{N}{BX \leftarrow} \text{ col 4} \end{array} \right.$





DUOMATIC 80/S/EB




2 R $\frac{GX}{BX \leftarrow}$

2 R $\frac{GX}{N}$





DUOMATIC 80/S

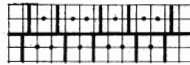


2 R $\frac{N}{AX \leftarrow}$

6 R $\frac{AX}{AX \leftarrow}$



DUOMATIC 80/S




4 R $\frac{EX}{EX}$


1

4 R $\frac{EX}{EX}$

1



DUOMATIC 80




2 × $\left\{ \begin{array}{l} 2 R \frac{BX \leftarrow}{BX \leftarrow} \text{ col 1} \\ 2 R \frac{BX \leftarrow}{BX \leftarrow} \text{ col 2} \end{array} \right.$

2 R $\frac{BX \leftarrow}{BX \leftarrow}$ col 1

1 R $\frac{BX \leftarrow}{BX \leftarrow}$ col 2


1 R $\frac{BX \rightarrow}{BX \rightarrow}$ col 2

DUOMATIC 80/S

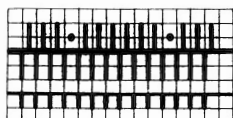


$$2 \times \left[\begin{array}{l} 2 R \frac{N}{AX \leftarrow} \\ 1 \text{ } \textcircled{R} \end{array} \right]$$

$$2 \times \left[\begin{array}{l} 2 R \frac{N}{AX \leftarrow} \\ 1 \text{ } \textcircled{R} \end{array} \right]$$




DUOMATIC 80/S




$$28 R \frac{N}{AX \leftarrow}$$

$$2 R \frac{N}{AX \leftarrow}$$





DUOMATIC 80



$$2 R \frac{BX \leftarrow}{BX \leftarrow} \text{ col 1}$$

$$2 R \frac{BX \leftarrow}{BX \leftarrow} \text{ col 2}$$





DUOMATIC 80/S




2 R $\frac{N}{N}$

1

2 R $\frac{N}{N}$

1



DUOMATIC 80/S




2 R $\frac{N}{EX}$

1

2 R $\frac{N}{EX}$

1



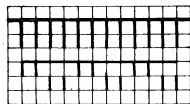
DUOMATIC 80/S



2 R $\frac{N}{N}$

6 R $\frac{N}{GX}$

DUOMATIC 80/S/EB



2 R $\frac{GX}{BX}$ col 1

2 R $\frac{GX}{BX \leftarrow}$ col 2

2 R $\frac{GX}{BX}$ col 1

2 R $\frac{GX}{BX \leftarrow}$ col 2

8 R $\frac{GX}{N}$ col 2


2 R $\frac{GX}{BX}$ col 2

2 R $\frac{GX}{BX \leftarrow}$ col 1


2 R $\frac{GX}{BX}$ col 2

2 R $\frac{GX}{BX \leftarrow}$ col 1

8 R $\frac{GX}{N}$ col 1





DUOMATIC 80/S/EB




2 R $\frac{N}{AX \leftarrow}$

2 R $\frac{N}{N}$






DUOMATIC 80/S




4 R $\frac{N}{AX \leftarrow}$

2 R $\frac{N}{N \leftarrow}$




DUOMATIC 80




2 R $\frac{AX \leftarrow}{AX \leftarrow}$ col 1

2 R $\frac{AX \leftarrow}{AX \leftarrow}$ col 2



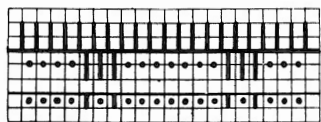
DUOMATIC 80/S



2 R $\frac{N}{AX \leftarrow}$ col 1

2 R $\frac{N}{AX \leftarrow}$ col 2

DUOMATIC 80/S




2 R $\frac{N}{FX}$


1 \bigcirc

2 R $\frac{N}{FX}$


1 \bigcirc



DUOMATIC 80



6 × $\left[\begin{array}{l} 2 R \frac{BX \leftrightarrow}{BX \leftarrow} \text{ col 1} \\ 2 R \frac{BX \leftrightarrow}{BX \leftarrow} \text{ col 2} \\ 4 R \frac{BX \leftrightarrow}{BX \leftarrow} \text{ col 1} \end{array} \right.$



DUOMATIC 80/S




2 R $\frac{N}{EX}$

1 \bigcirc


2 R $\frac{N}{EX}$

1 \bigcirc





DUOMATIC 80/S




4 R $\frac{N}{BX \leftarrow}$ col 1

4 R $\frac{N}{BX \leftarrow}$ col 2




DUOMATIC 80/S

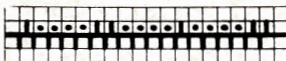


4 R $\frac{N}{EX}$

2 R $\frac{N}{N}$



DUOMATIC 80/S




1 R $\frac{N}{N}$



1 R $\frac{N}{N}$




DUOMATIC 80/S




$\frac{N}{AX \rightarrow}$



DUOMATIC 80/S/EB




$5 \times \left[\begin{array}{l} 2 R \frac{GX}{BX \leftarrow} \text{ col 1} \\ 2 R \frac{GX}{BX \leftarrow} \text{ col 2} \\ 4 R \frac{GX}{BX \leftarrow} \text{ col 1} \end{array} \right.$
 $5 \times \left[\begin{array}{l} 2 R \frac{GX}{BX \leftarrow} \text{ col 2} \\ 2 R \frac{GX}{BX \leftarrow} \text{ col 1} \\ 6 R \frac{GX}{BX \leftarrow} \text{ col 2} \end{array} \right.$




DUOMATIC 80/S/EB

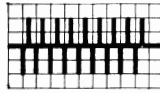


$4 R \frac{GX}{N}$
 $6 R \frac{GX}{BX \leftarrow}$





DUOMATIC 80/S




3 R $\frac{GX}{N}$ col 1

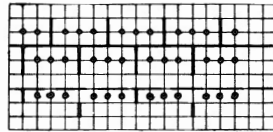
1 R $\frac{N}{N}$ col 1

3 R $\frac{N}{GX}$ col 2

1 R $\frac{N}{N}$ col 2




DUOMATIC 80/S

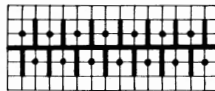


2 R $\frac{N}{AX \leftarrow}$

2 R $\frac{N}{AX}$



DUOMATIC 80/S



10 R $\frac{N}{EX}$ col 1

1 1/2

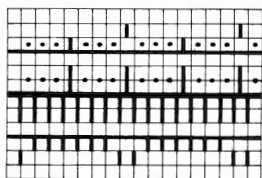
2x { 2 R $\frac{N}{EX}$ col 2
1

2x { 2 R $\frac{N}{EX}$ col 1
1

2 R $\frac{N}{EX}$ col 2

1 1/2


DUOMATIC 80 U70/80



1 R $\frac{BX \leftarrow}{AX}$

6 R $\frac{BX}{AX}$


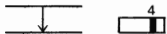
1 R $\frac{BX}{N}$



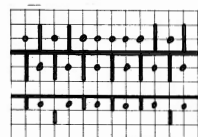
1 R $\frac{BX \leftarrow}{AX}$

6 R $\frac{BX}{AX}$

1 R $\frac{BX}{N}$





DUOMATIC 80/S




2 R $\frac{N}{N}$

4 R $\frac{N}{AX}$





DUOMATIC 80/S/EB



8 R $\frac{GX}{N}$ col 1

2 R $\frac{GX}{BX \leftarrow}$ col 1

2 R $\frac{GX}{BX \leftarrow}$ col 2

8 R $\frac{GX}{N}$ col 2

2 R $\frac{GX}{BX \leftarrow}$ col 2

2 R $\frac{GX}{BX \leftarrow}$ col 3

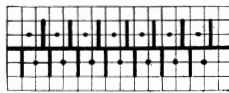
8 R $\frac{GX}{N}$ col 3

2 R $\frac{GX}{BX \leftarrow}$ col 3

2 R $\frac{GX}{BX \leftarrow}$ col 1



DUOMATIC 80/S



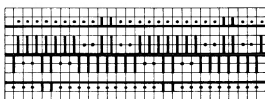
2 R $\frac{EX}{EX}$

3 \curvearrowright

2 R $\frac{EX}{EX}$


3 \curvearrowright

DUOMATIC 80

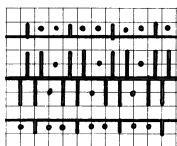


2 R $\frac{N}{N}$ col 1

8 R $\frac{BX}{BX}$ col 2



DUOMATIC 80




4 R $\frac{AX}{AX}$

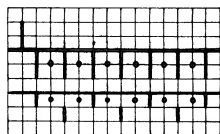
1 \curvearrowright

2 R $\frac{N}{N}$


1 \curvearrowright




DUOMATIC 80/S/EB

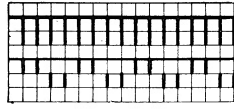


$\frac{N}{AX \leftarrow}$





DUOMATIC 80/S/EB




2 R $\frac{GX}{N}$ col 1

2 R $\frac{GX}{BX\leftarrow}$ col 1

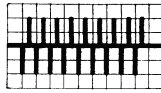
4 R $\frac{GX}{BX\leftarrow}$ col 2

2 R $\frac{GX}{BX\leftarrow}$ col 1

6 R $\frac{GX}{N}$ col 2



DUOMATIC 80/S




4 R $\frac{EX}{EX}$


1

4 R $\frac{EX}{EX}$

1



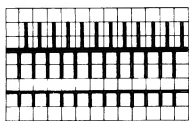
DUOMATIC 80/S DECO



$\frac{N}{AX\leftarrow}$


DECO 22

DUOMATIC 80/S DECO

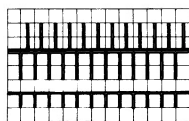
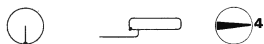


$$\frac{N}{BX \leftarrow}$$

DECO 76




DUOMATIC 80/S DECO




$$\frac{N}{HX \leftarrow}$$

DECO 44



DUOMATIC 80




$$1 R \frac{N}{N} \text{ col 1}$$

$$1 \text{ } \circlearrowleft$$

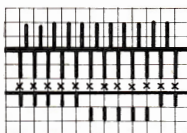
$$1 R \frac{N}{N} \text{ col 1}$$

$$6 R \frac{BX}{BX} \text{ col 2}$$

$$2 R \frac{N}{N} \text{ col 2}$$




DUOMATIC 80/S




1 R $\frac{N}{BX \leftarrow}$ 8 R col 1

3 R $\frac{N}{BX}$ 8 R col 2



DUOMATIC 80/S



4 R $\frac{N}{N}$

4 R $\frac{N}{GX}$



Am Schluss diese Maschen auflösen.
 A la fin défaire ces mailles.
 When finished, unravel these stitches.
 Alla fine disfare queste maglie.
 Al final destejer estos puntos.
 No fim, desfazer estas malhas.
 Aan het eind deze steken uithalen.
 Lopuksi irroitetaan nämä silmukat.

DUOMATIC 80



2 R $\frac{N}{N}$


4 R $\frac{AX}{AX}$

1 \curvearrowright

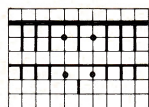
2 R $\frac{N}{N}$

4 R $\frac{AX}{AX}$

1 \curvearrowright



DUOMATIC 80/S/EB




2 R $\frac{GX}{N}$

6 R $\frac{GX}{AX}$



DUOMATIC 80/S



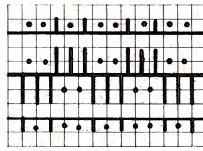
2 R $\frac{N}{N}$

6 R $\frac{N}{AX}$





DUOMATIC 80

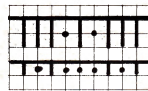


4 R $\frac{AX}{N}$

4 R $\frac{N}{AX}$




DUOMATIC 80/S/EB

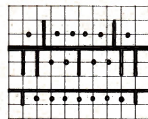


2 R $\frac{GX}{N}$

4 R $\frac{GX}{AX}$




DUOMATIC 80/S




2 R $\frac{N}{N}$

4 R $\frac{AX}{AX}$



duomatic 80



duomatic S

