

PATTERN LIBRARY

FOR PUNCH CARD KNITTERS

シルバーパンチカード

模様編み全集

COLECCIÓN DE DISEÑOS

PARA LAS TEJEDORAS DE TARJETAS PERFORADAS







シルバー編物研究会

FAIR ISLE


編込み模様

ENTRETEJIDO







5




6



7



8





9




10




11




12




9



10




11





12


13





14



15



16





17



18




19




20


17




18




19




20



21




22




22



23



24








23




24







29






30









31




32






37




38




38



39



40



39




40





41



42




43




44


41




42




43




44



45



46




45




46



47



48




47



48





49







50




51




52



53




54




53




54



55



56









55




56






61



62




61




62



63




64









63




64









69




70



71



72






73



74




75




76


73




74




75





76




77





78











79



80









89



90




91




92


89




90




91




92



93



94




93




94



95



96



95



96





97



98




99




100


97




98




99





100




101




102



103




104





105



106




107




108


105




106




107




108



109



110




109




110



111



112



111




112





113



114




115




116


113




114



115





116








SINGLE MOTIF


ワンポイント模様

MOTIVO SIMPLE







4



5



6



4




5



6








7




8




9




10



11




12



10









11






12












22



23




24



22









23










24
















37






38




39









43



44



45





TUCK STITCH

引上げ模様

PUNTO RECOGIDO





2

カード / MEM 目 盛 / NO.	色 / COLOR
1, 2	A
3, 4	B


3

カード / MEM 目 盛 / NO.	色 / COLOR
1 - 4	A
5, 6	B
7 - 10	A
11, 12	B
13 - 16	A
17, 18	B

4


カード / MEM 目 盛 / NO.	色 / COLOR
1, 2	A
3, 4	B

5



カード 目盛	MEM NO	色 COLOR
1-6		A
7-12		B

6




カード 目盛	MEM NO	色 COLOR
1-4		A
5, 6		B
7, 8		A
9, 10		B
11, 12		A
13-16		B
17, 18		A
19, 20		B
21, 22		A
23, 24		B


5



6




7




カード 目盛	MEM NO	色 COLOR
1, 2		A
3, 4		B

8






カード 目盛	MEM NO	色 COLOR
1, 2		A
3, 4		B

7




8






9
10

11
12




カード 目盛	MEM NO.	色 COLOR
1 - 4		A
5 - 8		B
9 - 12		C




カード 目盛	MEM NO.	色 COLOR
1, 2		A
3		B
4, 5		C
6		B

13
14



15
16














カード / MEM 目 盛 / NO.	色 / COLOR
1, 2	A
3, 4	B



カード / MEM 目 盛 / NO.	色 / COLOR
1, 2	A
3, 4	B











25



26




27




28


25




26



27



28






SLIP STITCH

すべり目模様

PUNTO DESLIZADO





1

カード / MEM 目 盛 / NO.	色 / COLOR
1 - 2	A
3, 4	B

2

カード / MEM 目 盛 / NO.	色 / COLOR
1, 2	A
3, 4	B

3

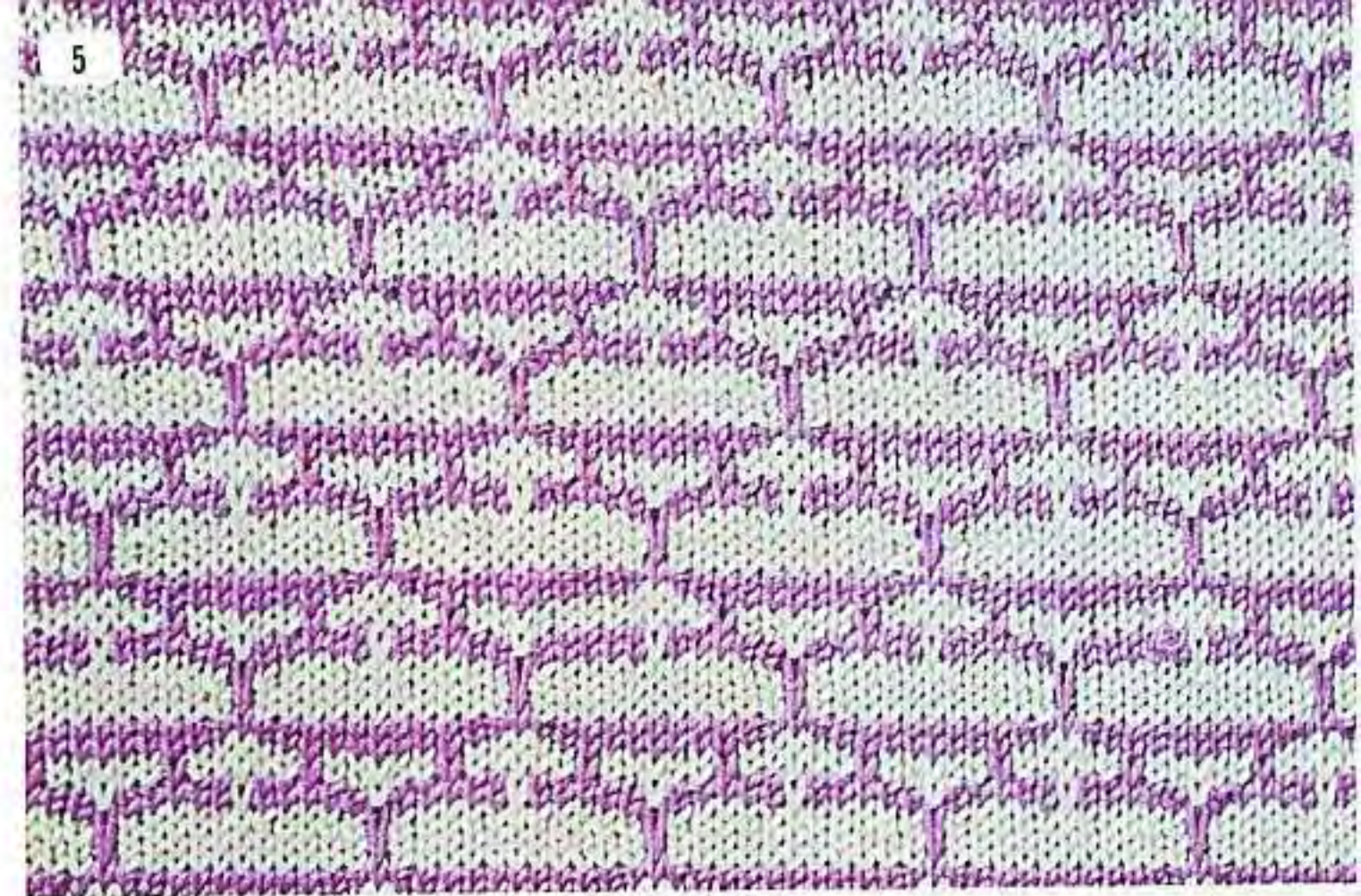
カード / MEM 目 盛 / NO.	色 / COLOR
1, 2	A
3, 4	B

4

カード / MEM 目 盛 / NO.	色 / COLOR
1, 2	A
3, 4	B


5

カード 目盛	MEM NO.	色 / COLOR
1 - 4		A
5, 6		B
7, 8		A
9, 10		B



7

カード 目盛	MEM NO.	色 / COLOR
1 - 2		A
3, 4		B
5, 6		C
7, 8		D



8


カード 目盛	MEM NO.	色 / COLOR
1, 2		A
3 - 6		B
7, 8		A
9, 10		B
11 - 14		A
15, 16		B




9




10




11




12




カード目 / MEM NO.	色 / COLOR
1, 2	A
3, 4	B



カード目 / MEM NO.	色 / COLOR
1, 2	A
3, 4	B




カード目 / MEM NO.	色 / COLOR
1, 2	A
3, 4	B




カード目 / MEM NO.	色 / COLOR
1, 2	A
3, 4	B

13



カード 目盛	MEM NO.	色 COLOR
1. 2		A
3. 4		B

14




カード 目盛	MEM NO.	色 COLOR
1. 2		A
3. 4		B


13



14




15




カード 目盛	MEM NO.	色 COLOR
1. 2		A
3. 4		B

16




カード 目盛	MEM NO.	色 COLOR
1. 2		A
3. 4		B

15




16





17





18



19



20













WEAVING

スレッド模様


DISEÑO DE TRAMA



5




6




5




6




7




8









7




8






カード 目	MEM 盛 NO.	糸口 / YF / AL	糸かけ / YG / OE
1, 2		A	
3 ~ 11			B


13




14




13




14



15



16



15




16






17



18




19




20


17




18



19




20




カード / MEM 目盛 / NO.	糸口 / YF / AL	糸かけ / YG / GE
1, 8	A	B
9, 10	-	-

21




カー 目	F/MEM 盛/NO.	糸口/YF/AL	糸かけ/YG/OE
1		A	B
2, 3		"	C
4		"	D
5, 6		"	"




22



23




24






25



26




27




28


25




26



27




28




カード / MEM 目 録 / NO	糸口 / YF / AL	糸かけ / YG / GE
1-3	A	B
4, 5	*	

29




30




カーフ / MEM 目盛 / NO.	糸口 / YF / AL	糸かけ / YG / GE
I-14	A	B
15, 16	*	


29




30




31




32



31



32







33



34




35




36


33




34



35



36









カー 目	F/MEM 盛/NO	糸口/YF/AL	糸かけ/YG/GE
1-6		A	B
7, 8		-	
9-16		-	B
17, 18		-	







PUNCH LACE







パンチレース模様

PUNCH LACE













13






14









15




16






21




22




21




22




23




24










23




24







29



30




29




30




31



32







31




32







37




38




37




39




40








39



40










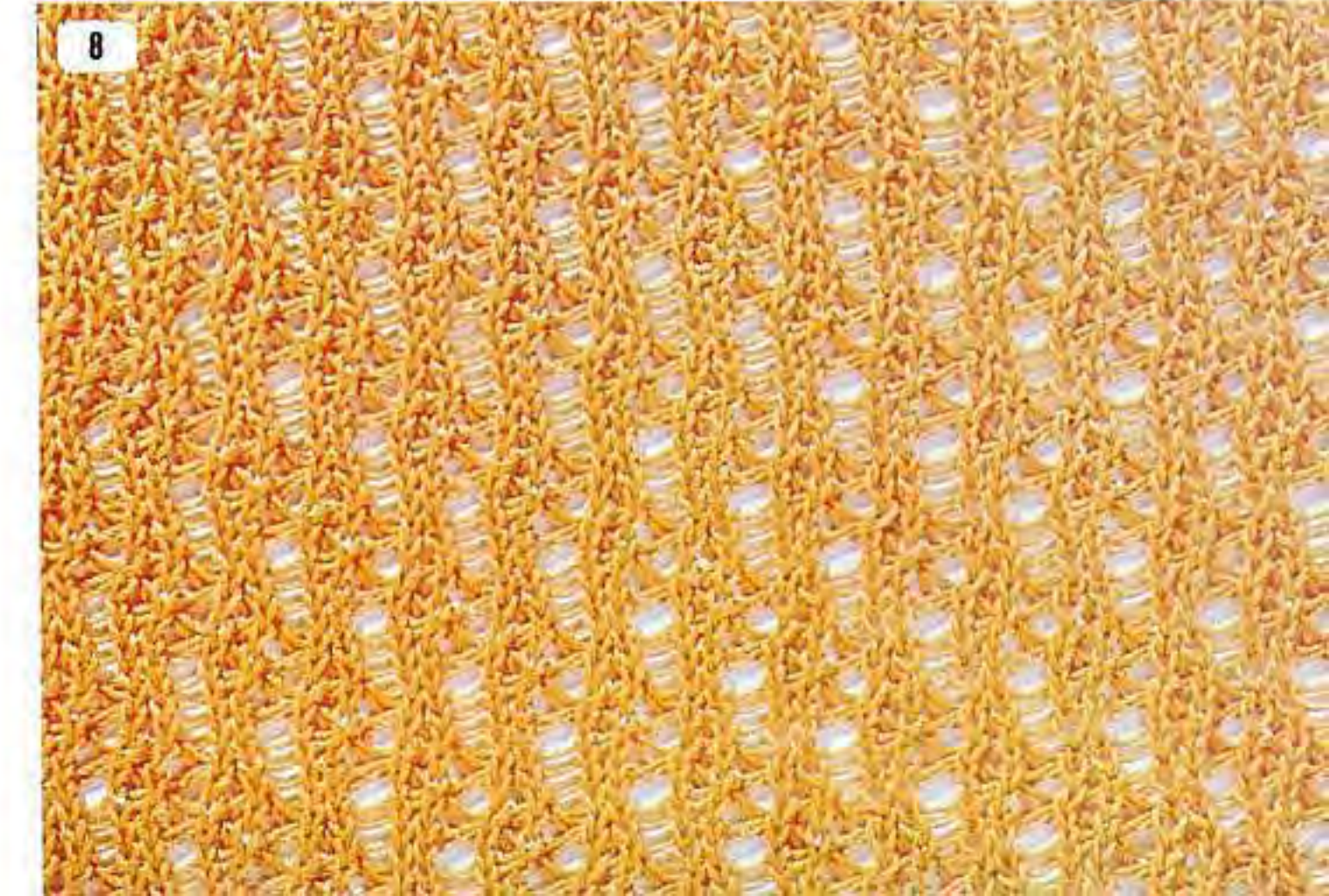







LACE KNITTING

針抜きレース模様

TEJIDO CALADO











9



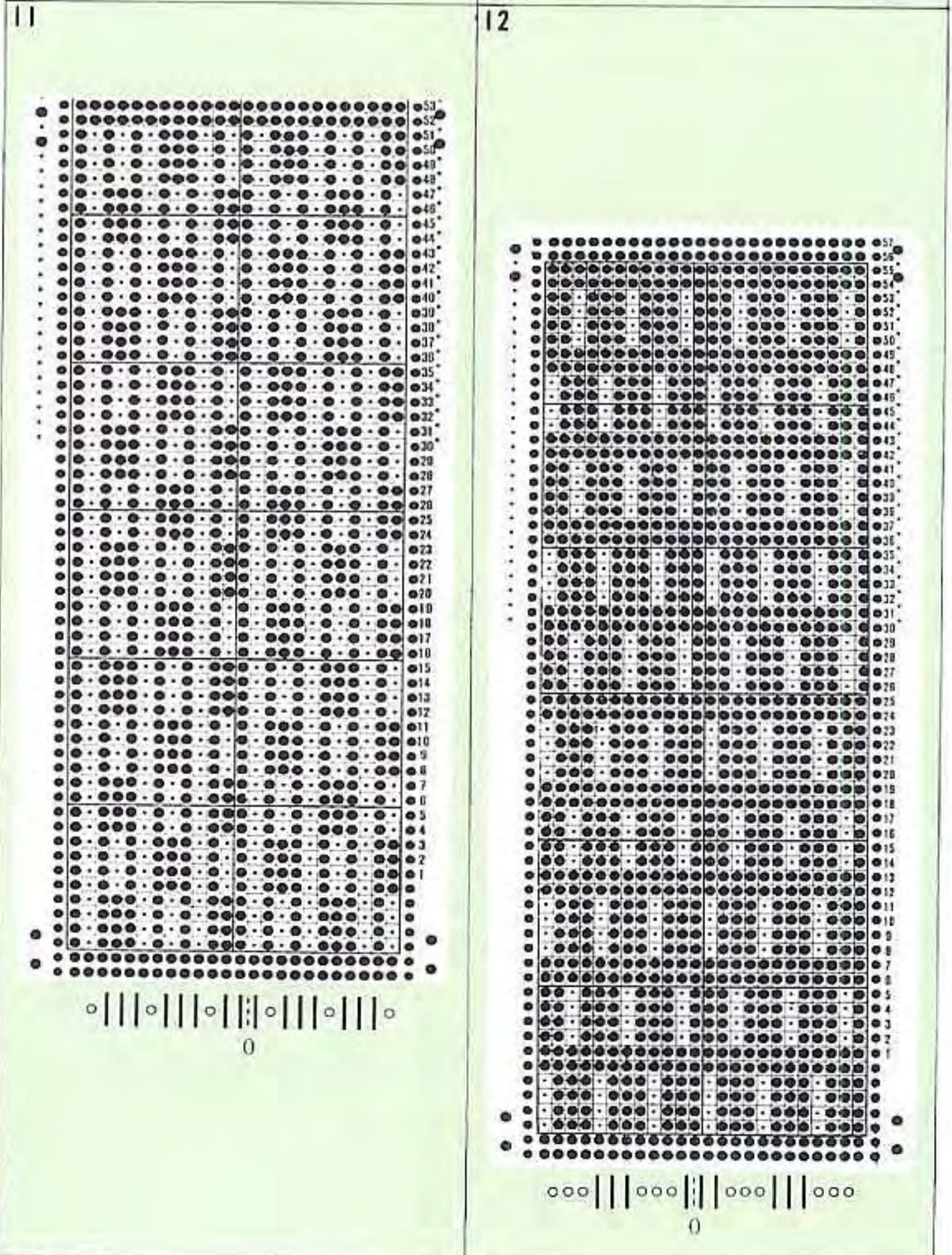

10



11



12



ONE CARD PRODUCES
THOUSANDS OF PATTERN


1枚のカードで編める模様の変化

MILES DE DISEÑOS PRODUCIDOS CON UNA TARJETA







1



2




3



4

1 3 5
2 4 6

(1) 編込み模様
 (2) 引上げ模様
 (3) すべり目模様
 (4) スレッド模様
 (5) カードをストップした編込み模様
 カード目盛4でストップし、10段と8段ずつ交互に糸口の糸を交換します。
 (6) 多色配色の編込み模様
 1模様ごとに配色を変えます。




5



6

7 9 11
8 10 12




- (7) 編込み模様
- (8) スレッド模様
- (9) 縦を2倍にした編込み模様
カードを1段ずつストップして編みます(段数が2倍になる)。
- (10) ワンポイント模様
カード目盛3~27までの1模様をカードを1段ずつストップしてワンポイントに編みます(段数が2倍になる)。
- (11) カードの一部を変化した編込み模様(その1)
カードの中央の2カ所の十の穴にセロテープを貼って、穴をあけない状態にします。○印の位置で、カードをストップして10段編みます。
- (12) カードの一部を変化した編込み模様(その2)
カードの全部の十の穴にセロテープを貼って、穴をあけない状態にします。○印と△印の位置で、カードをストップして10段ずつ編みます。






13



14




15



16

13 15 17
14 16 18



- (13) 編込み模様
- (14) すべり目模様
2段ごとに色を交換して編みます。
- (15) すべり目模様
- (16) スレッド模様
- (17) パンチレース模様
- (18) カードをストップしたストライプの編込み模様
カード目盛の2をストップして編みます。




17





18

19 21 23
20 22 24

編込み模様



- (19) 基本模様
- (20) 配色で横縞にした模様
○印の位置で、糸口①と②の糸を交換して編みます。
- (21) 縦を2倍にした模様
カードを1段ずつ、ストップして編みます(段数が2倍になる)。
- (22) カードの一部を変化した模様
カードの△印でストップして4段編みます。
- (23) カードをストップして変化した模様(その1)
カード目盛4でストップして10段ずつ糸口①と②の糸を交換して編みます。
- (24) カードをストップして変化した模様(その2)
○印でストップし、B色(糸口①)でヒラアミ2段編み、ストップしたままA色(糸口①)とB色(糸口②)にして編込み14段、つぎにB色(糸口①)でヒラアミ2段編んだら、つぎの○印までA色(糸口①)とB色(糸口②)で編込みにし、これをくり返します。





25



26




27


25
26
27

編込み模様



- (25) 基本模様
- (26) 横縞を入れて変化した模様
カードの△印から編み始めて▲印まで編みましたら、カード△印まで戻して、ストップしておきます。つぎにヒラアミで好みの縞を編んでから、またカードの△印から▲印まで編みます。
- (27) ワンポイントの模様
カードの△印～▲印までをワンポイントに編み込みます。



28
29
30



- (28) 編込み模様
- (29) スレッド模様
- (30) パンチレース模様





31




32




33

31
32
33




- (31) すべり目模様
- (32) 引上げ模様
- (33) スレッド模様

34
35
36




- (34) 編込み模様
- (35) 引上げ模様
- (36) スレッド模様

34



35




36





37



38




39




40

37
38



- (37) 2色の編込み模様
 (38) 3色の編込み模様
 A色=黒
 B色=ピンク
 C色=ブルー
 △印~△印はA色(糸口①)とB色(糸口②)
 ▲印~▲印はA色(糸口①)とC色(糸口②)
 △印~△印はB色(糸口①)とC色(糸口②)
 ▲印~▲印はB色(糸口①)とA色(糸口②)
 以下、糸口①と②の糸を交換して、この要領で編みます。

39
40






- (39) 2色の編込み模様
 (40) 3色の編込み模様
 A色=グレー
 B色=赤
 C色=白
 △印~△印はA色(糸口①)とB色(糸口②)
 ▲印~▲印はA色(糸口①)とC色(糸口②)
 ○印~○印はA色(糸口①)とB色(糸口②)
 以下、この要領で糸口②のB色とC色を交互にして編みます。

PUNCH-TUCK RIB


パンチリブ模様

PUNCH-TUCK RIB








5






6



7




8






9







10




11




12




13




14




13




14




15



16










15




16







21



22




21




22




23




24









23



24





RIB KNITTING

リブ模様

TEJIDO DE RESORTE





1

(針出し図)  (半ピッチレバー) H(右)

操作順序	本機キャラジ			リブニッターキャラジ			振り目盛	編む方向
	カムレバー	ランセルレバー	サイドサマミ	セツミ	ビツミ	ランセルレバー		
1	ヒラアミ		■	①①	∩	—	5	→
14	"	"	"	"	"	"	"	←
15	本機側の目はリブ機側の針へ リブ機側の目は本機側の針へ、移します							
16	"	"	"	"	"	"	"	→
29	"	"	"	"	"	"	"	←




2

(針出し図)  (半ピッチレバー) H(右)

操作順序	本機キャラジ			リブニッターキャラジ			振り目盛	編む方向
	カムレバー	ランセルレバー	サイドサマミ	セツミ	ビツミ	ランセルレバー		
1	ヒラアミ		■	①①	←	—	5	→
6	"	"	"	"	"	"	0	←
11	"	"	"	"	"	"	5	→
16	"	"	"	"	"	"	0	←
21	"	"	"	"	"	"	5	→
30	"	"	"	"	"	"	5	←
35	"	"	"	"	"	"	10	→
40	"	"	"	"	"	"	5	←
45	"	"	"	"	"	"	10	→
50	"	"	"	"	"	"	5	←
55	"	"	"	"	"	"	10	→
60	"	"	"	"	"	"	5	←
68	"	"	"	"	"	"	5	←


(備考)
振りハンドルで1ピッチずつ振りながら編みます。



3

(針出し図)  (半ピッチレバー) H(右)

操作順序	本機キャラジ			リブニッターキャラジ			振り目盛	編む方向
	カムレバー	ランセルレバー	サイドサマミ	セツミ	ビツミ	ランセルレバー		
1	ヒラアミ		■	①①	∩	—	5	→
2	"	"	"	"	"	"	"	←
3	"	"	"	"	"	"	7	→
4	"	"	"	"	"	"	"	←




4

(針出し図)  (半ピッチレバー) H(右)

操作順序	本機キャラジ			リブニッターキャラジ			振り目盛	編む方向
	カムレバー	ランセルレバー	サイドサマミ	セツミ	ビツミ	ランセルレバー		
1	ヒラアミ		■	①①	←	—	5	→
4	"	"	"	"	"	"	"	←
5	"	"	"	"	"	"	3	→
6	"	"	"	"	"	"	"	←

5

(針出し図)  (半ピッチレバー) H(右)

操作順序	本機キャリアジ			リブニッターキャリアジ			振り目盛	編む方向
	カムレバー	ラッセルレバー	サイドツマミ	セツミ	ビツクミ	ラッセル		
1	ヒラアミ		▲	①①	∩	—	5	→
2	"	"	"	"	"	"	"	←
3	"	"	"	"	"	"	7	→
4	"	"	"	"	"	"	"	←


6

(針出し図)  (半ピッチレバー) H(右)

操作順序	本機キャリアジ			リブニッターキャリアジ			振り目盛	編む方向
	カムレバー	ラッセルレバー	サイドツマミ	セツミ	ビツクミ	ラッセル		
1	ヒラアミ		▲	①①	←	—	5	→
2	"	"	"	"	"	"	"	←
13	"	"	"	①①	"	"	"	→
16	"	"	"	"	"	"	"	←

(備考)
操作順序13-16を本機側だけ編みます。

7

(針出し図)  (半ピッチレバー) H(右)





操作順序	本機キャリアジ			リブニッターキャリアジ			振り目盛	編む方向
	カムレバー	ラッセルレバー	サイドツマミ	セツミ	ビツクミ	ラッセル		
1	ヒラアミ		▲	①①	←	—	5	→
2	"	"	"	"	"	"	3	←
3	"	"	"	"	"	"	1	→
4	"	"	"	"	"	"	3	←

8

(針出し図)  (半ピッチレバー) H(右)


操作順序	本機キャリアジ			リブニッターキャリアジ			振り目盛	編む方向
	カムレバー	ラッセルレバー	サイドツマミ	セツミ	ビツクミ	ラッセル		
1	ヒキアゲ		▲▲	①①	←	—	5	→
2	"	"	"	"	"	"	"	←
3	"	"	"	"	"	"	4	→
4	"	"	"	"	"	"	"	←
5	リブ機側の針を、左図のようにかけえます。							
6	ヒキアゲ		▲▲	①①	←	—	3	→
7	"	"	"	"	"	"	"	←
8	"	"	"	"	"	"	4	→
9	"	"	"	"	"	"	"	←
10	リブ機側の針をもとの状態にもどします。							

(備考)
操作順序 1-4 を4回繰り返します(16段編む)。
操作順序 6-9 を9回繰り返します(36段編む)。






10



11



12

9

(針出し図)  (半ピッチレバー) P(左)

操作順序	本機キャリアジ			リブニッターキャリアジ			振り目盛	編む方向
	カムレバー	ラッセルレバー	サイドツマミ	セットツマミ	ビックツマミ	ラッセルレバー		
1	ヒラアミ			①①		---	5	→
2	"	"	"	"	"	"	"	←
3	"	"	"	"	"	"	7	→
4	"	"	"	"	"	"	"	←

(備考)
 操作順序 1、2を5回くり返します(10段編む)。
 操作順序 3、4を5回くり返します(10段編む)。

10

(針出し図)  (半ピッチレバー) H(右)

操作順序	本機キャリアジ			リブニッターキャリアジ			振り目盛	編む方向
	カムレバー	ラッセルレバー	サイドツマミ	セットツマミ	ビックツマミ	ラッセルレバー		
1	ヒラアミ			①①		---	5	→
2	"	"	"	"	"	"	"	←
3	リブニッター側の5と7、15と17……の目を交差させます。							

(備考)
 操作順序 1、2を3回くり返します(6段編む)。

11

(針出し図)  (半ピッチレバー) H(右)

操作順序	本機キャリアジ			リブニッターキャリアジ			振り目盛	編む方向
	カムレバー	ラッセルレバー	サイドツマミ	セットツマミ	ビックツマミ	ラッセルレバー		
1	ヒラアミ			①①		---	5	→
2	"	"	"	"	"	"	"	←
3	"	"	"	"	"	"	3	→
4	"	"	"	"	"	"	"	←

12

(針出し図)  (半ピッチレバー) H(右)

操作順序	本機キャリアジ			リブニッターキャリアジ			振り目盛	編む方向
	カムレバー	ラッセルレバー	サイドツマミ	セットツマミ	ビックツマミ	ラッセルレバー		
1	ヒラアミ			①①		---	2	→
2	"	"	"	"	"	"	3	←
3	"	"	"	"	"	"	4	→
4	"	"	"	"	"	"	5	←
5	"	"	"	"	"	"	6	→
↓	12	"	"	"	"	"	"	←
13	"	"	"	"	"	"	5	→
14	"	"	"	"	"	"	4	←
15	"	"	"	"	"	"	3	→
16	"	"	"	"	"	"	2	←
↓	23	"	"	"	"	"	"	→

PUNCH PILE

パンチパイル模様

ALTO RELIEVE

DRIVE LACE

ドライブレース模様

ENCALADO

PUNCH PIN-TUCK

パンチピンタック模様

TEJIDO HONDEADO

TUCK RIBBING

引上げリブ模様


ELASTICO RECOSIDO




1




2





3




2




3




5



4




6



4







5




6







11



10




12




10







11




12







17



16




18




16

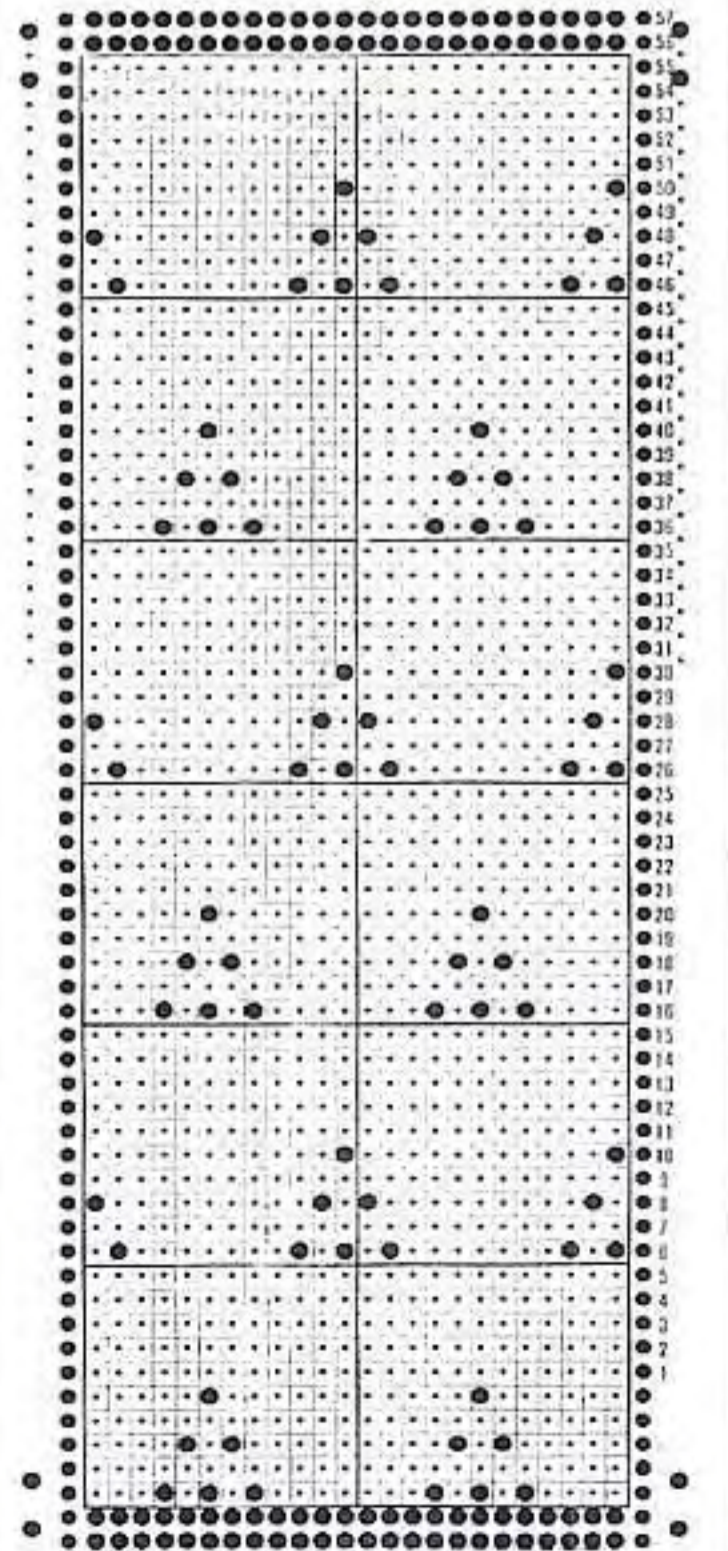







17




18






23



24




23




24




25




26




25



26





27



28




29




30


27




28




29




30




31




32




31




32



33




34



33



34






35

パンチピンタック模様 / PUNCH PIN-TUCK / TEJID HONDEADO



36




37




38

35




P キャリジ使用

36




P キャリジ使用

37




P キャリジ使用

38




39



P キャリジ使用

40




39




40



41




42










P キャリジ使用

41




42









47





48



49




50






51



52





53





54


51



52



53



54

