







AUTOMATIC SEAMLESS HOSIERY MACHINES



MODEL "B" ORDER DETAILS

SIZE	NUMBER OF NEEDLES		GAUGE	REGULAR SINKERS		FASHION MARKS	REG. NEEDLE CENT. HOOK HIGH & LOW BUTT  .290 ↓ .390	REG. NEEDLE FLURO. HOOK HIGH & LOW BUTT  .290 ↓ .390	FASH. SEAM NEEDLE CENTRAL HOOK  .220 ↓ .255	FASH. SEAM NEEDLE FORWARD HOOK  .220 ↓ .255	FASH. MARK NEEDLE CENTRAL HOOK	FASH. MARK NEEDLE FORWARD HOOK	TRANSFER POINTS	REMARKS
				H. D.	L. B.									
				 .284	 .216									
2"	44	48	18	204			137		137			16	OLD STYLE	
	50	52	18	204			136		136			16	OLD STYLE	
	54	62	18	204			136		136			14	OLD STYLE	
	64	78	24	300			63		63			10		
	80		24	300			63		63			36		
	82	90	36	294	296		64		64			95	36	
	92	100	36	294	296		65		65			95	36	
	102	106	48	294	296		66		66		135		39	
	108	112	48	294	296		66		66		135		32	
	114	122	48	294	296		66		66		135		31	
	124		48	294	296		66		66		135		30	STAINLESS STEEL TRANSFER POINTS #60
	126	130	48	291	293		66		66		135		30	" "
	132	138	54	288	290		70		70		139		30	" "
	140	150	54	288	290		70		70		139		37	
	152		54	288	290		70		70		139		37	
2 1/4"	52	56	18	204			137		137			16	OLD STYLE	
	60	68	18	204			136		136			14	OLD STYLE	
	72	88	24	300			63		63			10		
	90		24	300			63		63			36		
	92	100	36	294	296		64		64			95	36	
	104	112	36	294	296		65		65			95	36	
	114	120	48	294	296		66		66		135		39	
	124	128	48	294	296		66		66		135		32	
	130	136	48	294	296		66		66		135		31	
	140		48	294	296		66		66		135		30	STAINLESS STEEL TRANSFER POINTS #60
	144	148	48	291	293		66		66		135		30	" "
	150	154	54	288	290		70		70		139		30	" "
	156	168	54	288	290		70		70		139		37	
	170		54	288	290		70		70		139		37	
	2 1/2"	56	60	18	204			137		137			16	OLD STYLE
64			18	204			136		136			16	OLD STYLE	
68		76	18	204			136		136			14	OLD STYLE	
80		98	24	300			63		63			10		
100			24	300			63		63			36		
104		114	36	294	296		64		64			36		
116		124	36	294	296		65		65			36		
126		132	48	294	296		66		66			39		
136		140	48	294	296		66		66			32		
144		152	48	294	296		66		66			31		
156			48	294	296		66		66			30	STAINLESS STEEL TRANSFER POINTS #60	
160		164	48	291	293		66		66			30	" "	
166		172	54	288	290		70		70			30	" "	
174		188	54	288	290		70		70			37		
190			54	288	290		70		70			37		
2 3/4"	64	68	18	204			137		137			16	OLD STYLE	
	72		18	204			136		136			16	OLD STYLE	
	76	84	18	204			136		136			14	OLD STYLE	
	88	108	24	300			63		63			10		
	110		24	300			63		63			36		
	112	124	36	294	296		64		64			36		
	126	136	36	294	296		65		65			36		
	138	144	48	294	296		66		66			39		
	148	156	48	294	296		66		66			32		
	160	168	48	294	296		66		66			31		
	172		48	294	296		66		66			30	STAINLESS STEEL TRANSFER POINTS #60	
	176	180	48	291	293		66		66			30	" "	
	182	190	54	288	290		70		70			30	" "	
	192	206	54	288	290		70		70			37		
	208		54	288	290		70		70			37		

SPECIFY MODEL, SIZE, GAUGE, PART NUMBER, AND NUMBER OF NEEDLES ON ALL ORDERS

AUTOMATIC SEAMLESS HOSIERY MACHINES

MODEL "B" ORDER DETAILS

SIZE	NUMBER OF NEEDLES		GAUGE	REGULAR SINKERS		FASHION MARKS	REG. NEEDLE CENT. HOOK HIGH & LOW BUTT	REG. NEEDLE FLUDD. HOOK HIGH & LOW BUTT	FASH. SEAM NEEDLE CENTRAL HOOK	FASH. SEAM NEEDLE FORWARD HOOK	FASH. MARK NEEDLE CENTRAL HOOK	FASH. MARK NEEDLE FORWARD HOOK	TRANSFER POINTS	REMARKS
				H. B.	L. B.									
														
3"	68	72	18	204			137		137				16	OLD STYLE
	76		18	204			136		136				16	OLD STYLE
	80	92	18	204			136		136				14	OLD STYLE
	96	116	24	300			63		63				10	
	120		24	300			63		63				36	
	124	136	36	294	296	299	64		64				36	
	138	148	36	294	296	299	65		65				36	
	152	160	48	294	296	298	66		66		135		39	
	164	168	48	294	296	298	66		66		135		32	
	172	180	48	294	296	298	66		66		135		31	
	184		48	294	296	298	66		66		135		30	STAINLESS STEEL TRANSFER POINTS #60
	188	196	48	291	293	298	66		66		135		30	" "
	198	206	54	288	290	297	70		70		139		30	" "
	208	224	54	288	290	297	70		70		139		37	
226	228	54	288	290	297	70		70		139		37		
3 1/4"	72	80	18	204			137		137				16	OLD STYLE
	84		18	204			136		136				16	OLD STYLE
	86	100	18	204			136		136				14	OLD STYLE
	102	128	24	300			63		63				10	
	130	132	24	300			63		63				34	
	134	148	36	294	296	299	64		64				34	
	150	160	36	294	296	299	65		65				38	
	164	172	48	294	296	298	66		66		135		39	
	176	184	48	294	296	298	66		66		135		32	
	186	196	48	294	296	298	66		66		135		31	
	200	214	48	291	293	298	66		66		135		30	STAINLESS STEEL TRANSFER POINTS #60
	216	224	54	288	290	297	70		70		139		30	" "
	226	244	54	288	290	297	70		70		139		37	
	246		54	288	290	297	70		70		139		37	
248	280	70	488	490	527		98		98		100			
3 1/2"	80	84	18	204			137		137				16	OLD STYLE
	88	108	18	204			136		136				14	OLD STYLE
	110	136	24	300			63		63				10	
	140	142	24	300			63		63				34	
	144	160	36	294	296	299	64		64				34	
	162	172	36	294	296	299	65		65				38	
	176	184	48	294	296	298	66		66		135		39	
	188	196	48	294	296	298	66		66		135		32	
	200	212	48	294	296	298	66		66		135		31	
	216	230	48	291	293	298	66		66		135		30	STAINLESS STEEL TRANSFER POINTS #60
	232	242	54	288	290	297	70		70		139		30	" "
	244	262	54	288	290	297	70		70		139		37	
	264		54	288	290	297	70		70		139		37	
	266	300	70	488	490	527		98		98		100		
3 3/4"	82	88	18	208			137		137				16	OLD STYLE
	92		18	208			137		137				14	OLD STYLE
	96	116	18	204			136		136				14	OLD STYLE
	120	148	24	300			63		63				10	
	150	152	24	300			63		63				34	
	154	170	36	294	296	299	64		64				34	
	172	184	36	294	296	299	65		65				38	
	188	200	48	294	296	298	66		66		135		39	
	202	212	48	294	296	298	66		66		135		32	
	216	232	48	294	296	298	66		66		135		31	
	236	246	48	291	293	298	66		66		135		30	STAINLESS STEEL TRANSFER POINTS #60
	248	258	54	288	290	297	70		70		139		30	" "
	260	282	54	288	290	297	70		70		139		37	
	284		54	288	290	297	70		70		139		37	
286	320	70	488	490	527		98		98		100			

SPECIFY MODEL, SIZE, GAUGE, PART NUMBER, AND NUMBER OF NEEDLES ON ALL ORDERS

AUTOMATIC SEAMLESS HOSIERY MACHINES

MODEL "B" ORDER DETAILS

SIZE	NUMBER OF NEEDLES	GAUGE	REGULAR SINKERS			FASHION MARKS	REG. NEEDLE CENT. HOOK HIGH & LOW BUTT	REG. NEEDLE FWD. HOOK HIGH & LOW BUTT	FASH. SEAM NEEDLE CENTRAL HOOK	FASH. SEAM NEEDLE FWD. HOOK	FASH. MARK NEEDLE CENTRAL HOOK	FASH. MARK NEEDLE FWD. HOOK	TRANSFER POINTS	REMARKS
			H. B.	L. B.										
4"	64	84	12	208			134		134			16	OLD STYLE	
	88	96	18	208			137		137			16	OLD STYLE	
	100	104	18	204			136		136			16	OLD STYLE	
	108	125	18	204			136		136			14	OLD STYLE	
	126	156	24	300			63		63			10		
	160		24	300			63		63			34		
	164	180	36	294	296	299	64		64				34	
	184	196	36	294	296	299	65		65				38	
	200	212	48	294	296	298	66		66		135		39	
	216	224	48	294	296	298	66		66		135		32	
	228	244	48	294	296	298	66		66		135		31	
	248	250	48	294	296	298	66		66		135		30	STAINLESS STEEL TRANSFER POINTS #60
	254	262	54	291	293	297	66		66		139		30	" "
	264	276	54	288	290	297	70		70		139		30	" "
	278	300	54	288	290	297	70		70		139		37	
	302		54	288	290	297	70		70		139		37	


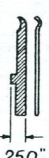




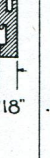

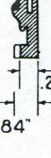
MODEL "O"-"Q"-"G" ORDER DETAILS

SIZE	NUMBER NEEDLES	GAUGE	REGULAR SINKERS			FASHION MARKS	REG. NEEDLE CENT. HOOK HIGH & LOW BUTT	REG. NEEDLE FWD. HOOK HIGH & LOW BUTT	FASH. SEAM NEEDLE CENTRAL HOOK	FASH. SEAM NEEDLE FWD. HOOK	FASH. MARK NEEDLE CENTRAL HOOK	FASH. MARK NEEDLE FWD. HOOK	CYLINDER JACKS	REMARKS
			H. B.	L. B.										
3½"	80	84	18	303			137		137			41		
	88	108	18	303			136		136			41		
	110	142	24	300			76		76			40		
	144	160	36	294	296	299	64		64			39		
	162	172	36	294	296	299	65		65			39		
	176	216	48	294	296	298	66		66		135		38	
	220	230	48	291	293	298	66		66		135		38	
	232	262	54	288	290	297		90		90	94		37	
264		54	288	290	297	70		70		94		37		
3¾"	82	92	18	208			137		137			41	OLD STYLE	
	96	116	18	204			136		136			41	OLD STYLE	
	120	152	24	300			76		76			40		
	154	170	36	294	296	299	64		64			39		
	172	184	36	294	296	299	65		65			39		
	188	232	48	294	296	299	66		66		135		38	
	236	246	48	291	293	298	66		66		135		38	
	248	282	54	288	290	297		90		90	139		37	
284		54	288	290	297	70		70		139		37		
4"	64	84	12	208			134		134			18	OLD STYLE	
	88	96	18	208			137		137			41	OLD STYLE	
	100	125	18	204			136		136			41	OLD STYLE	
	126	160	24	300			76		76			40		
	164	180	36	294	296	299	64		64			39		
	184	196	36	294	296	299	65		65			39		
	200	250	48	294	296	299	66		66		135		38	
	254	262	48	291	293	298	66		66		135		38	
	264	300	54	288	290	297		90		90	139		37	
	302		54	288	290	297	70		70		139		37	

SPECIFY MODEL, SIZE, GAUGE, PART NUMBER, AND NUMBER OF NEEDLES ON ALL ORDERS

AUTOMATIC SEAMLESS HOSIERY MACHINES

MODEL K-KG ORDER DETAILS

SIZE	NUMBER OF NEEDLES	GAUGE	TRANSFER JACKS				REGULAR SINKERS			FASHION MARKS SINKER	THROATLESS MARKING SINKER	CYLINDER JACK	REGULAR NEEDLE	HIGH-MED-LOW BUTT	FASHION SEAM NEEDLE	FASHION MARK NEEDLE	REMARKS		
			HIGH RIGHT	BUTT LEFT	LOW RIGHT	BUTT LEFT	HIGH	MED.	LOW										
																			
3"	96	120	24	188	190	189	191	300		302		445	447	40	76	76		K ONLY	
	124	148	36	176	178	177	179	294		296	299	442	444	39	85	85	95	K ONLY	
	152	182	48	180	182	181	183	294		296	299	442	444	38	86	86	93	K ONLY	
	184	196	48	180	182	181	183	291		293	298	439	441	38	86	86	93	K ONLY	
	198	228	54	184	186	185	187	288		290	297	436	438	37	90	90	94	K ONLY	
	230	260	70	172	174	173	175	488		490	527	737	739	49	98	98	100	K ONLY	
3 1/4"	134	160	36	124	126	125	127	294		296	299	442	444	39	85	85	95	K ONLY	
	162	176	48	116	118	117	119	294		296	299	442	444	38	86	86	93	K ONLY	
	178	196	48	160	162	161	163	294		296	299	442	444	38	86	86	93	K ONLY	
	198	214	48	152	154	153	155	291		293	298	439	441	38	86	86	93	K ONLY	
	216	234	54	148	150	149	151	288		290	297	436	438	37	90	90	94	K ONLY	
	236	246	54	144	146	145	147	288		290	297	436	438	37	90	90	94	K ONLY	
248	320	70	140	142	141	143	488		490	527	737	739	49	98	98	100	K ONLY		
3 1/2"	80	84	18	136	138	137	139	303	304	305				41	137	137		KG ONLY	
	26	108	18	136	138	137	139	303	304	305				41	136	136		KG ONLY	
	110	142	24	132	134	133	135	300	301	302				445	447	40	76	76	
	144	160	36	124	126	125	127	294	295	296	299	442	444	39	64	64	95		
	162	172	36	124	126	125	127	294	295	296	299	442	444	39	85	85	95		
	174	212	48	116	118	117	119	294	295	296	299	442	444	38	86	86	93		
	214	230	48	112	114	113	115	291	292	293	298	439	441	38	86	86	93		
	232	248	54	108	110	109	111	288	289	290	297	436	438	37	90	90	94		
	250	252	54	148	150	149	151	288	289	290	297	436	438	37	90	90	94		
	254	264	54	144	146	145	147	288	289	290	297	436	438	37	90	90	94		
266	340	70	140	142	141	143	488		490	527	737	739	49	98	98	100	K ONLY		
3 3/4"	82	92	18	136	138	137	139	253	254					41	137	137		OLD STYLE	
	94	116	18	136	138	137	139	253	254					41	136	136		OLD STYLE	
	120	152	24	132	134	133	135	300	301	302				445	447	40	76	76	
	154	170	36	124	126	125	127	294	295	296	299	442	444	39	64	64	95		
	172	184	36	124	126	125	127	294	295	296	299	442	444	39	85	85	95		
	186	228	48	116	118	117	119	294	295	296	299	442	444	38	86	86	93		
	230	246	48	112	114	113	115	291	292	293	298	439	441	38	86	86	93		
	248	270	54	108	110	109	111	288	289	290	297	436	438	37	90	90	94		
	272	284	54	104	106	105	107	288	289	290	297	436	438	37	90	90	94		
286	360	70	140	142	141	143	488		490	527	737	739	49	98	98	100	K ONLY		
4"	64	84	12	136	138	137	139	271	272					18	134	134		OLD STYLE	
	86	96	18	136	138	137	139	253	254					41	137	137		OLD STYLE	
	100	125	18	136	138	137	139	253	254					41	136	136		OLD STYLE	
	126	160	24	132	134	133	135	300	301	302				445	447	40	76	76	
	162	180	36	124	126	125	127	294	295	296	299	442	444	39	64	64	95		
	182	196	36	124	126	125	127	294	295	296	299	442	444	39	85	85	95		
	198	244	48	116	118	117	119	294	295	296	299	442	444	38	86	86	93		
	248	262	48	112	114	113	115	291	292	293	298	439	441	38	86	86	93		
	264	288	54	108	110	109	111	288	289	290	297	436	438	37	90	90	94		
290	302	54	104	106	105	107	288	289	290	297	436	438	37	90	90	94			

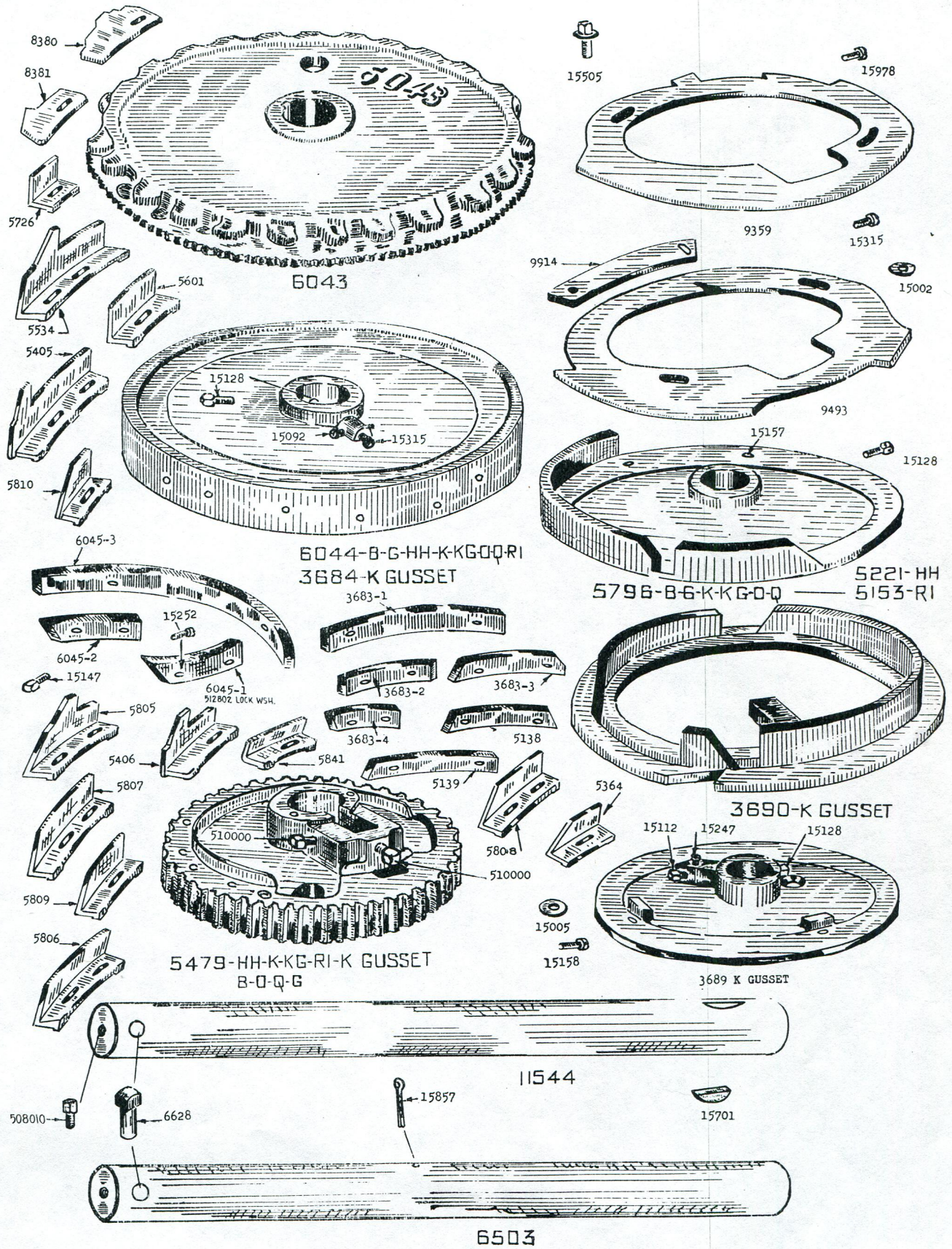
SPECIFY MODEL, SIZE, GAUGE, PART NUMBER, AND NUMBER OF NEEDLES ON ALL ORDERS

AUTOMATIC SEAMLESS HOSIERY MACHINES

PLATE 1

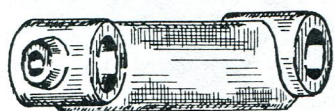
1	6000-C	Main frame complete		1	4736-AY	Chain sprocket assembled	
1	6000	Main frame		1	4736	Chain sprocket	
1	6001	Main frame cap R.H.		1	100814	Chain sprocket	
1	6002	Main frame cap L.H.		1	300655	Chain sprocket stud	Fine K - K Gusset
4	510058	Screw		1	15006	Chain sprocket stud washer	
4	512806	Washer		1	15037	Chain sprocket stud nut	
1	126	Main frame cap L.H. pin		1	15854	Chain sprocket stud cotter pin	
1	305819	Main frame cap R.H. pin		1	300624	Chain sprocket stud sleeve	
1	2478	Belt shipper spring hook		1	100518-CY	Chain tightener brace assembled	
1	6750-Y	Gland oil tube assembled		1	100518	Chain tightener	
1	6750	Gland oil tube		1	100519	Chain tightener brace plunger	
1	15247	Gland oil tube screw	All models	1	10728	Chain tightener brace plunger pin	
2	15494	Shaft set screw		1	300623	Chain tightener brace plunger spring	
2	15124	Shaft set screw		1	300622	Chain tightener brace pivot stud	
1	7482	Starting indicator		2	15006	Chain tightener brace pivot stud washer	
1	15186	Starting indicator screw		1	15853	Chain tightener brace pivot stud cotter pin	Fine K - K Gusset
1	15420	Frame base bolt		1	15037	Chain tightener brace pivot stud nut	
2	11763	Spring hook washer		1	12477	Chain tightener arm	
2	15247	Spring hook washer screw		1	10529	Chain tightener arm stud	
1	15124	Bobbin stand rod set screw		1	15043	Chain tightener arm stud nut	
1	102354	Frame base - All models except K Gusset		1	15007	Chain tightener arm stud washer	
1	4255	Frame base - K Gusset only		1	3705	Chain guard	
1	15814	Frame base taper pin - K Gusset only		1	15472	Chain guard bolt	
3	6005	Leg		1	15038	Chain guard bolt nut	
1	6004	Leg] All models except K Gusset		1	15006	Chain guard bolt washer	
4	4367	Leg - K Gusset only		1	4736-Y	Chain sprocket assembled	
2	15431	Leg bolt] All models except K - K Gusset		1	4736	Chain sprocket	
2	15420	Leg bolt] All models except K - K Gusset		2	100814	Chain sprocket	
1	310558	Eccentric washer		1	301013	Chain sprocket stud	70 Ga. K - K Gusset
3	15431	Leg bolt] K - K Gusset only		1	15742	Chain sprocket stud washer	
1	15420	Leg bolt] K - K Gusset only		1	15359	Chain sprocket stud washer screw	
1	6310	Chain rack - All models		1	15006	Chain sprocket stud washer	
2	313-Y	Large chain sprocket assembled		1	4419	Chain sprocket stud hand nut	
2	313	Large chain sprocket	All models except HH - RI	1	14016	Chain idler lever catch plate	All models
2	182	Large chain sprocket stud		2	15247	Chain idler lever catch plate screw	
2	4419	Large chain sprocket stud hand nut		1		Shield complete	
2	15007	Hand nut washer				6180-BC (Mod B-5)	6180-EC (Mod K)
2	15854	Large chain sprocket stud cotter pin				6180-FC (Mod HH)	6180-GC (Mod B-3)
3	313-Y	Large chain sprocket assembled				6180-HC (Mod Q)	6180-JC (Mod G)
3	313	Large chain sprocket	Models HH - RI			6180-EC (Mod KG)	6180-LC (Mod RI)
3	182	Large chain sprocket stud		1	6180	6180-MC (Mod O)	6180-EC (Mod K Gusset)
3	4419	Large chain sprocket stud hand nut		1	6613	Shield	
3	11763	Hand nut washer		1	201	Shield pin	
3	15854	Large chain sprocket stud cotter pin		1	968	Shield knob	
1	1872-Y	Small chain sprocket assembled		1		Shield knob spring	
1	1872	Small chain sprocket	All models except Fine K - K Gusset			Name plate	
1	182	Small chain sprocket stud				7332 (Mod B-5)	8302 (Mod K)
1	4419	Small chain sprocket stud hand nut				9385 (Mod HH)	7333 (Mod B-3)
1	15007	Hand nut washer				7329 (Mod Q)	7745 (Mod G)
1	15854	Small chain sprocket stud cotter pin				8302 (Mod KG)	9537 (Mod RI)
1	15854	Small chain sprocket stud cotter pin		4	6591	7331 (Mod O)	8302 (Mod K Gusset)
2	1872-Y	Small chain sprocket assembled				Name plate pin	
2	1872	Small chain sprocket					
2	182	Small chain sprocket stud	Fine K - K Gusset				
2	4419	Small chain sprocket stud hand nut					
2	15007	Hand nut washer					
2	15854	Small chain sprocket stud cotter pin					

SPECIFY MODEL, SIZE, GAUGE, PART NUMBER, AND NUMBER OF NEEDLES ON ALL ORDERS

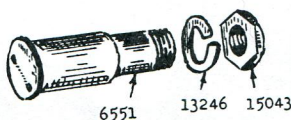


SPECIFY MODEL, SIZE, GAUGE, PART NUMBER, AND NUMBER OF NEEDLES ON ALL ORDERS

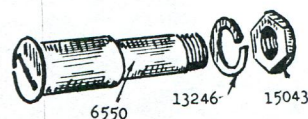
1	6043	Chain ratchet	All models	1	5479-LY	Drum driving gear assembled	Models K - K Gusset		
1	15701	Pattern shaft key		1	5479	Drum driving gear			
1	15857	Pattern shaft cotter		1	510076	Set screw			
1	6628	Drum driving gear adj. stud		2	510076	Adjusting screw			
1	508010	Drum driving gear adj. stud set screw							
1	6503	Pattern shaft - All except K Gusset		1	5479-BY	Drum driving gear assembled	Model HH		
1	11544	Pattern shaft - Mod. K gusset only		1	5479-LY	Drum driving gear assembled			
1	6044-Y	Clutch shipper drum assembled	All models except K Gusset - RI	1	5479	Drum driving gear			
1	6044	Clutch shipper drum		2	510000	Set screw			
2	15128	Set screw		2	510000	Adjusting screw			
1	15092	Adjusting screw		1	9359	Dial raising cam			
1	15315	Adjusting screw set screw		2	15505	Cam screw			
2	6045-1	#1 Clutch shipper cam							
2	6045-2	#2 Clutch shipper cam							
1	6045-3	#3 Clutch shipper cam							
11	15252	Cam screw							
1	3684-CY	Clutch shipper drum assembled		Model K Gusset	1	5479-CY	Drum driving gear assembled	Model RI	
1	3684	Clutch shipper drum			1	5479-LY	Drum driving gear assembled		
1	3683-1	Clutch shipper cam	1		5479	Drum driving gear			
1	3683-2	Clutch shipper cam	1		510000	Set screw			
1	3683-3	Clutch shipper cam	2		510000	Adjusting screw			
1	3683-4	Clutch shipper cam	1		9493-Y	Raising cam assembled			
1	6045-1	Clutch shipper cam	1		9493	Raising cam			
2	512802	Lock washer	1		9914	Raising cam plate			
1	6045-2	Clutch shipper cam	1		15978	Cam plate screw			
12	15252	Cam screw	1		15315	Cam plate screw			
1	15092	Adjusting screw	2		15002	Cam plate screw washer			
1	15315	Adjusting screw set screw	2		15505	Raising cam screw			
2	15128	Set screw							
1	6044-AY	Clutch shipper drum assembled	Model RI		1	5796-Y	Belt shipper drum assembled		Models B-Q-K- G-KG
1	6044	Clutch shipper drum			1	5796	Belt shipper drum		
2	15128	Set screw			1	15128	Set screw		
1	15092	Adjusting screw							
1	15315	Adjusting screw set screw							
1	6045-1	Shipper drum cam							
1	6045-2	Shipper drum cam							
1	6045-3	Shipper drum cam							
1	5138	Shipper drum cam							
1	5139	Shipper drum cam							
11	15252	Shipper drum cam screw							
1	5479-AY	Drum driving gear assembled	Model KG	1	5221-Y	Belt shipper drum assembled	Model HH		
1	5479-LY	Drum driving gear assembled		1	5221	Belt shipper drum			
1	5479	Drum driving gear		1	15128	Set screw			
2	510076	Set screw							
1	8380	Large oper rod lever cam							
1	15505	Cam screw							
1	8381	Small oper rod lever cam							
1	15505	Cam screw							
					1	5153-Y	Belt shipper drum assembled	Model RI	
					1	5153	Belt shipper drum		
					1	15128	Set screw		
				1	3690-AY	Belt shipper drum assembled	Model K Gusset		
				1	3690	Belt shipper drum			
				1	3689	Belt shipper drum hub			
				1	15112	Adjusting screw			
				1	15247	Adjusting screw set screw			
				1	15128	Hub set screw			
				3	15158	Hub screw			
				3	15005	Hub screw washer			
					5364	Belt shipper drum cam			
					5405	Belt shipper drum cam			
					5406	Belt shipper drum cam			
					5534	Belt shipper drum cam			
					5601	Belt shipper drum cam			
					5726	Belt shipper drum cam			
					5805	Belt shipper drum cam			
					5806	Belt shipper drum cam			
					5807	Belt shipper drum cam			
					5808	Belt shipper drum cam			
					5809	Belt shipper drum cam			
					5810	Belt shipper drum cam			
					5841	Belt shipper drum cam			
					15147	Belt shipper drum cam screw			




6023



6551 13246 15043



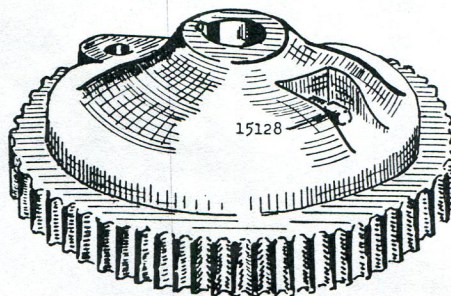
6550 13246 15043



6501 ALL EXCEPT K GUSSET
300972 K GUSSET ONLY

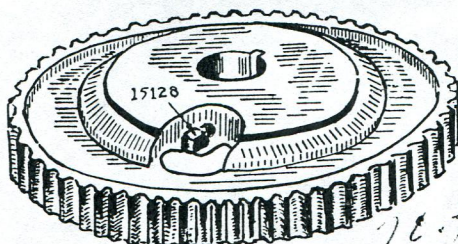


15701 15707 15708



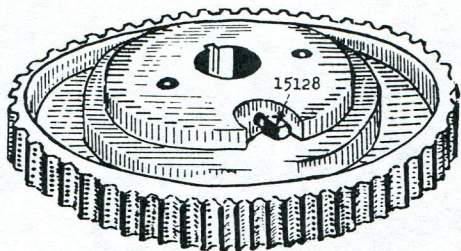
15128

6022 ALL EXCEPT K GUSSET
3688 K GUSSET ONLY



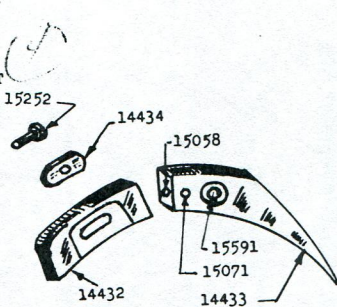
15128

6321 ALL EXCEPT K GUSSET SEE LIST

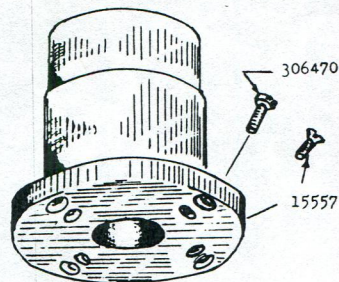


15128

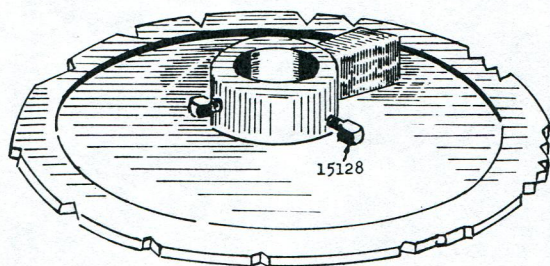
100797 K GUSSET ONLY



15252 14434 15058 15591 15071 14433



6021




15128


6046-B-G-Q-Q
5540-K
5407-K-G
5225-H-H
5181-R-I
3594-K GUSSET



9142 6943

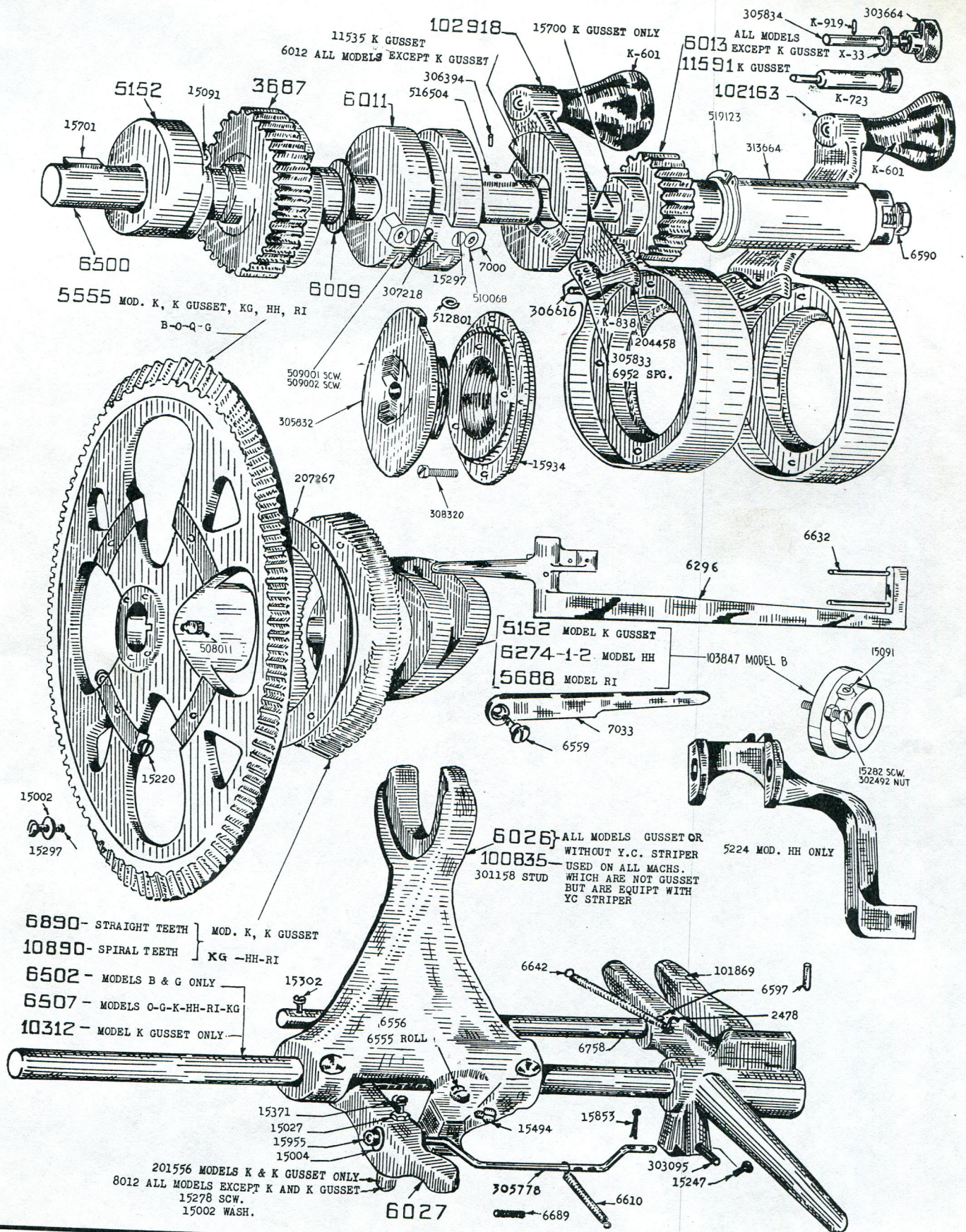


14598 11622 14599



7315 15577

SPECIFY MODEL, SIZE, GAUGE, PART NUMBER, AND NUMBER OF NEEDLES ON ALL ORDERS



SPECIFY MODEL, SIZE, GAUGE, PART NUMBER, AND NUMBER OF NEEDLES ON ALL ORDERS

1	6023	Connecting rod] All models
1	6551	Connecting rod stud - lower	
1	15043	Stud nut	
1	13246	Stud nut washer	
1	6550	Connecting rod stud - upper	
1	15043	Stud nut	
1	13246	Stud nut washer	
1	6501	Drive gear shaft] All models except K Gusset
1	15701	Gear key	
1	15707	Gear key	
1	300972	Drive gear shaft] Model K Gusset
1	15708	Gear key	
1	15701	Gear key	
1		High speed gear assembled	
		6321-Y (70 teeth) 6275-Y (69 teeth)	
		6255-Y (68 teeth) 6020-AY(66 teeth)	
		5450-Y (60 teeth)	
1		High speed gear	
		6321 (70 teeth) 6275 (69 teeth)	
		6255 (68 teeth) 6020 (66 teeth)	
		5450 (60 teeth)	
1	15128	Set screw	
1	100797-AY	High speed gear assembled] Model K Gusset
1	100797	High speed gear	
1	15128	Set screw	
1	14432	Front clutch shipping racking cam	
1	15232	Cam screw	
1	14434	Cam screw washer	
1	14433-Y	Rear clutch shipping racking cam assem.	
1	14433	Rear clutch shipping racking cam	
1	15071	Cam adjusting screw	
1	15058	Cam adjusting screw set screw	
1	15591	Cam screw	
1	6022-Y	Drive gear assembled] All models except K Gusset
1	6022	Drive gear	
1	15128	Set screw	
1	3688-Y	Drive gear assembled] Model K Gusset
1	3688	Drive gear	
1	15128	Set screw	
1	6021	Gear shaft gland	
4	15557	Gear shaft gland set screw	
4	306470	Gear shaft gland screw	
1	5181-Y	Rack wheel assembled] Model RI
1	5181	Rack wheel	
2	15128	Rack wheel set screw	
1	3594-Y	Rack wheel assembled] Model K Gusset
1	3594	Rack wheel	
2	15128	Rack wheel set screw	
2	9142	Rack wheel tooth guard	
1	14598	Rack wheel tumbler	
1	14599	Rack wheel tumbler	
4	6943	Rack wheel tumbler screw	
1	11622	Rack wheel tumbler spring	
1	6046-Y	Rack wheel assembled] Models B-C-Q-G
1	6046	Rack wheel	
2	15128	Rack wheel set screw	
1	7315	Rack wheel tooth plate	
1	15577	Rack wheel tooth plate screw	
1	5540-Y	Rack wheel assembled] Model K
1	5540	Rack wheel	
2	15128	Rack wheel set screw	
1	9142	Rack wheel tooth plate	
1	6943	Rack wheel tooth plate screw	
1	5407-Y	Rack wheel assembled] Model KG
1	5407	Rack wheel	
2	15128	Rack wheel set screw	
1	5225-Y	Rack wheel assembled] Model HH
1	5225	Rack wheel	
2	15128	Rack wheel set screw	