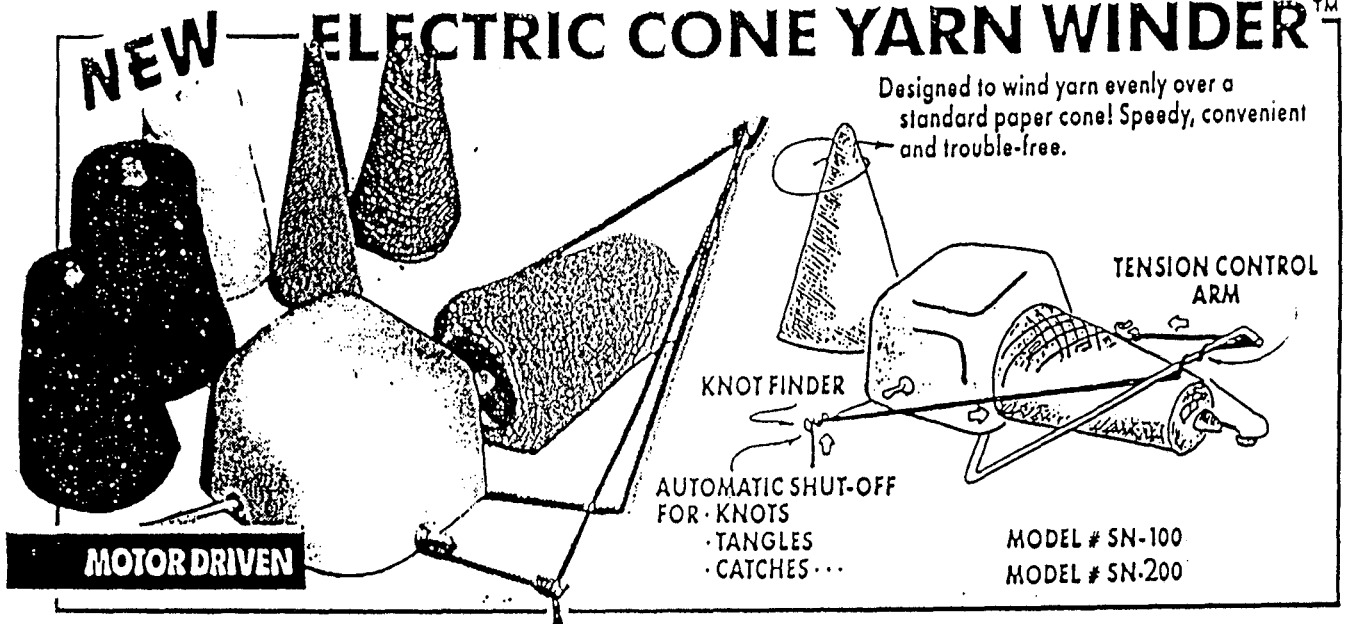


# NEW

SILVER NEEDLES, INC...offers

## NEW — ELECTRIC CONE YARN WINDER™

Designed to wind yarn evenly over a standard paper cone! Speedy, convenient and trouble-free.



Sturdy motor driven Cone Yarn Winder has many similarities equal to the large commercial machines that do quality winding plus inspecting the yarn for knots. It will automatically stop winding when it finds a knot.

This machine is designed to wind many types of yarn. As you know, all yarn winds differently.

For example:

The large multi-strand soft yarn requires no turns on the tension arm and will wind easily. This soft wind will fill the cone fast and may hold only 8 oz. of yarn.

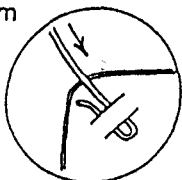
The finer harder yarns, for instance, may require 1-2-3 turns on the tension arm — will wind tight and hold over 16 oz. of yarn per cone.

After using the yarn that comes on standard paper cones, the cones can be re-used in this machine to wind yarn over and over.

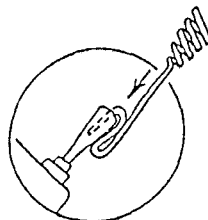
- Adjustable tension
- Electric — UL Approved
- Uses standard paper cones
- Made in the USA

## INSTRUCTIONS

- 1** Slide the tension arm in place through the raised slot section on the bottom of the unit.



- 2** Slide the knot locator into the off and on switch.

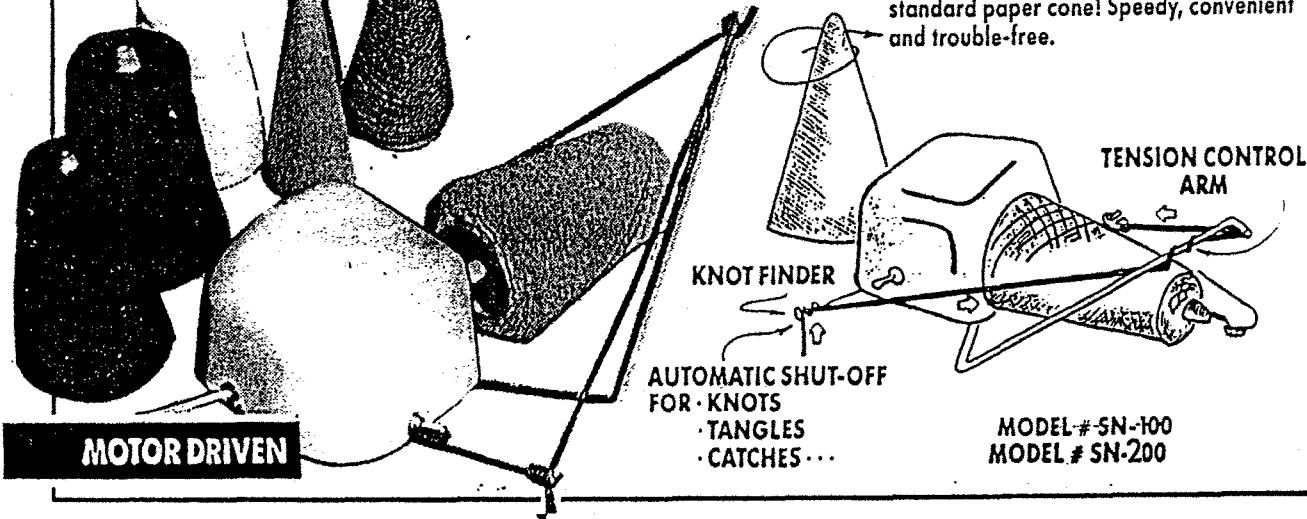


- 3** Locate the yarn winder along the front edge of a table so the knot locator switch is extended over the edge of the table and place the yarn to be wound on the floor under the knot locator.

SILVER NEEDLES, INC...offers

# NEW ELECTRIC CONE YARN WINDER™

Designed to wind yarn evenly over a standard paper cone! Speedy, convenient and trouble-free.



**MOTOR DRIVEN**

KNOT FINDER

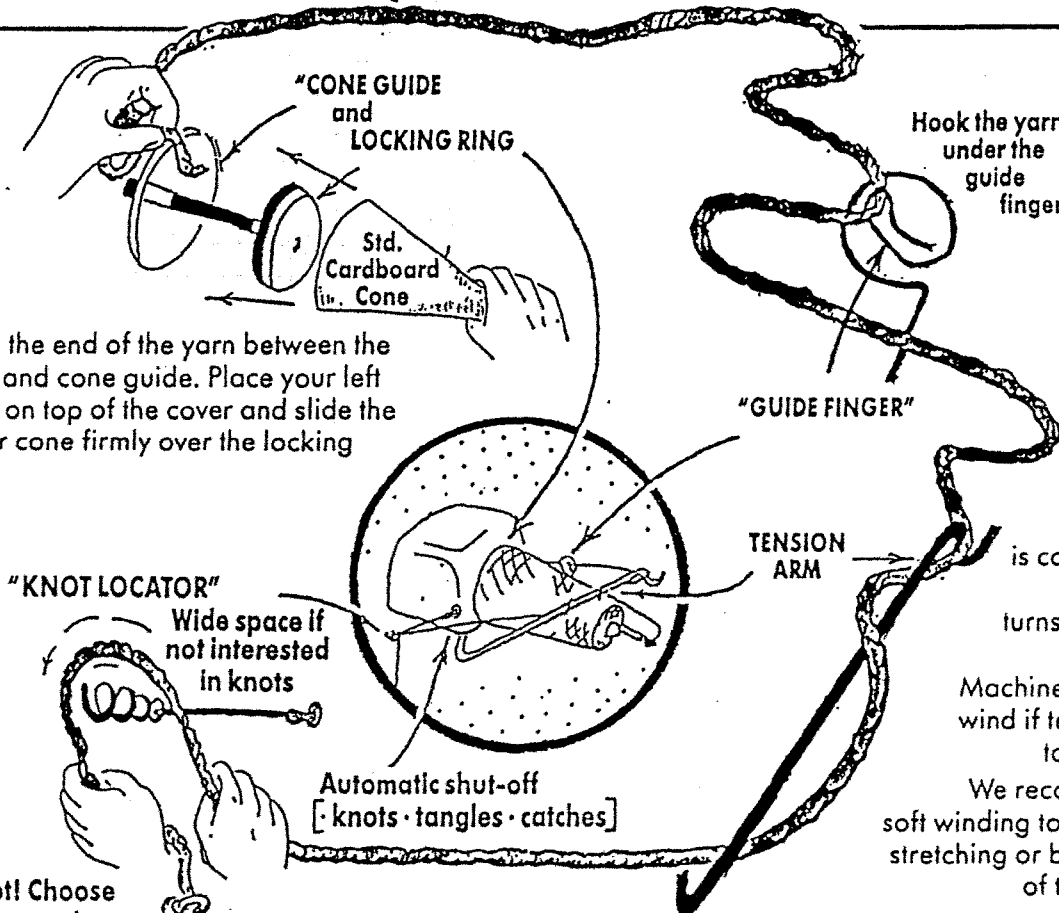
TENSION CONTROL ARM

AUTOMATIC SHUT-OFF FOR KNOTS  
TANGLES  
CATCHES...

MODEL # SN-100  
MODEL # SN-200

**4**

Pinch the end of the yarn between the cone and cone guide. Place your left hand on top of the cover and slide the paper cone firmly over the locking ring.



Hook the yarn under the guide finger

"GUIDE FINGER"

TENSION ARM

Tension is controlled by 1-2-3 turns of yarn.

NOTE - Machine will not wind if tension is too great.

We recommend soft winding to prevent stretching or breaking of the yarn.

"KNOT LOCATOR"

Wide space if not interested in knots

Automatic shut-off [knots · tangles · catches]

To catch a knot! Choose the space between the coils to allow the yarn to slide freely.

Thin . . . narrow Space  
Thick . . . wider Space

**5**

Flip the switch to on. If the cone doesn't turn, remove some winds on the tension arm. If the yarn slides on the cone, moisten the cone surface with water.

Distributed By

**Silver Needles, Inc.**

W. 7173 COUNTY HWY. A, LAKE MILLS, WI 53551

ADEN BANKORD

DISTRIBUTOR

Phone (920) 648 - 8088

Local Dealer

SILVER NEEDLES,-INC. YARN WINDER WARRANTY  
A LIMITED WARRANTY

SILVER NEEDLES, INC. WILL REPAIR THIS YARN WINDER FREE OF CHARGE IF DEFECTIVE IN MATERIAL OR WORKMAN SHIP ONE YEAR . FROM .DATE OF PURCHASE. THIS WARRANTY EXCLUDES NORMAL REPLACEMENT PARTS, OR ANY DAMAGE CAUSED BY ACCIDENT , NEGLEGT OR MISUSE . THIS LIMITED WARRANTY CEASES WHEN YOU SELL, RENT ,OR OTHERWISE DISPOSE OF THIS YARN WINDER.

THIS WARRANTY IS VALID PROVIDED IT IS USED FOR NON-INDUSTRIAL PURPOSES ONLY.

FOR REPAIR THE WINDER MUST BE SHIPPED TO:

SILVER NEEDLES, INC.  
W 7173 COUNTY HWY A  
'LAKE MILLS, WI 53551  
920 648 8088

.THIS WARRANTY GIVES YOU SPECIFIC LEGAL RIGHTS AND YOU MAY HAVE OTHER RIGHTS WHICH VARY FROM STATE TO STATE.